

LC1F2254

TeSys F contactor - 4P(4 NO)-AC-1 \leq 440V
315A with coil LX9 - 24...575V AC 40/400Hz,
LX4 - 24...460V DC, LXE - 100...250V AC
50/60Hz or 100...380V DC



Main

Range	TeSys
Product name	TeSys F
Product or component type	Contactor
Device short name	LC1F
Contactor application	Resistive load
Utilisation category	AC-1
Poles description	4P
Power pole contact composition	4 NO
[Ue] rated operational voltage	\leq 690 V AC 50/60 Hz
[Ie] rated operational current	315 A (at \leq 40 °C) at \leq 440 V AC-1

Complementary

[Uc] control circuit voltage	24...575 V AC 40...400 Hz with LX9 coil 24...460 V DC with LX4 coil 100...250 V AC 50/60 Hz with LXE coil 100...380 V DC with LXE coil
[Uimp] rated impulse withstand voltage	8 kV
Overvoltage category	III
[Ith] conventional free air thermal current	315 A (at 40 °C)
Irms rated making capacity	2250 A conforming to IEC 60947-4-1
Rated breaking capacity	1800 A conforming to IEC 60947-4-1
[Icw] rated short-time withstand current	1800 A 40 °C - 10 s 1000 A 40 °C - 30 s 850 A 40 °C - 1 min 560 A 40 °C - 3 min 440 A 40 °C - 10 min
Associated fuse rating	315 A gG at \leq 440 V
Average impedance	0.32 mOhm - Ith 315 A 50 Hz
[Ui] rated insulation voltage	1000 V conforming to IEC 60947-4-1 1500 V conforming to VDE 0110 group C
Power dissipation per pole	32 W AC-1
Control circuit voltage limits	Operational: 0.85...1.1 Uc AC 40...400 Hz with LX9 coil Drop-out: 0.2...0.55 Uc AC 40...400 Hz with LX9 coil Operational: 0.85...1.1 Uc DC with LX4 coil Drop-out: 0.15...0.2 Uc DC with LX4 coil Operational: 85...275 V AC 50/60 Hz with LXE coil Drop-out: 0...60 V AC 50/60 Hz with LXE coil Operational: 85...418 V DC with LXE coil Drop-out: 0...45 V DC with LXE coil
Heat dissipation	8...9.8 W 2.2...2.5 W
Operating time	35 ms closing for with LX9 coil 130 ms opening for with LX9 coil 30...40 ms closing for with LX4 coil 30...50 ms opening for with LX4 coil 40...80 ms closing for with LXE coil 6...54 ms opening for with LXE coil

The information provided in this documentation contains general descriptions and/or technical characteristics of the products contained herein. This documentation is not intended as a substitute for and is not to be used for determining suitability or reliability of these products for specific user applications. It is the duty of any such user or integrator to perform the appropriate and complete risk analysis, evaluation and testing of the products with respect to the relevant specific application or use thereof. Neither Schneider Electric Industries SAS nor any of its affiliates or subsidiaries shall be responsible or liable for misuse of the information contained herein.

Mounting support	Plate
Standards	JIS C8201-4-1 IEC 60947-4-1 IEC 60947-1 EN 60947-4-1 EN 60947-1
Product certifications	UL LROS (Lloyds register of shipping) BV CB ABS DNV CSA RMRoS RINA
Connections - terminals	Power circuit: lugs-ring terminals 1 cable(s) 185 mm ² Power circuit: connector 1 cable(s) 185 mm ² Power circuit: bar 2 cable(s) - busbar cross section: 32 x 4 mm Power circuit: bolted connection Control circuit: screw clamp terminals 1 cable(s) 1...4 mm ² flexible without cable end Control circuit: screw clamp terminals 2 cable(s) 1...4 mm ² flexible with cable end Control circuit: screw clamp terminals 1 cable(s) 1...4 mm ² flexible with cable end Control circuit: screw clamp terminals 2 cable(s) 1...2.5 mm ² solid without cable end Control circuit: screw clamp terminals 1 cable(s) 1...4 mm ² Control circuit: screw clamp terminals 2 cable(s) 1...4 mm ² Control circuit: screw clamp terminals 1.0 cable(s) 0.2...2.5 mm ² flexible without cable end Control circuit: screw clamp terminals 1.0 cable(s) 0.25...2.5 mm ² flexible with cable end Control circuit: screw clamp terminals 1.0 cable(s) 0.2...2.5 mm ² solid without cable end
Tightening torque	Power circuit: 35 N.m Control circuit: 1.2 N.m Control circuit: 0.6 N.m
Mechanical durability	10 Mcycles
Inrush power in VA	950...1180 VA, 40...400 Hz cos phi 0.9 (at 20 °C)with LX9 coil 737...902 VA (at 20 °C)with LX4 coil 280...310 VA, 50/60 Hz cos phi 0.5 (at 20 °C)with LXE coil 270...320 VA (at 20 °C)with LXE coil
Hold-in power consumption in VA	8.9...10.9 VA, 40...400 Hz cos phi 0.9 (at 20 °C)with LX9 coil 4.13...5.07 VA (at 20 °C)with LX4 coil 4.5...7.0 VA, 50/60 Hz cos phi 0.5 (at 20 °C)with LXE coil 2.5...4.0 VA (at 20 °C)with LXE coil
Maximum operating rate	2400 cyc/h 55 °C
Compatibility code	LC1F







Environment

IP degree of protection	IP20 front face with shrouds conforming to IEC 60529 IP20 front face with shrouds conforming to VDE 0106
Protective treatment	TH
Ambient air temperature for operation	-5...55 °C
Ambient air temperature for storage	-60...80 °C
Permissible ambient air temperature around the device	-40...70 °C
Mechanical robustness	Vibrations contactor open: 2 Gn, 5...300 Hz Vibrations contactor closed: 5 Gn, 5...300 Hz Shocks contactor open: 7 Gn for 1/2 sine wave (11 ms) Shocks contactor closed: 15 Gn for 1/2 sine wave (11 ms)
Height	197 mm
Width	208.5 mm
Depth	181 mm
Net weight	5.55 kg

Packing Units

Unit Type of Package 1	PCE
Number of Units in Package 1	1
Package 1 Weight	5.58 kg
Package 1 Height	22 cm
Package 1 width	24.5 cm
Package 1 Length	27 cm
Unit Type of Package 2	P06
Number of Units in Package 2	12
Package 2 Weight	75.46 kg
Package 2 Height	80 cm
Package 2 width	80 cm
Package 2 Length	60 cm

Offer Sustainability

Sustainable offer status	Green Premium product
REACH Regulation	 REACH Declaration
EU RoHS Directive	Compliant  EU RoHS Declaration
Mercury free	Yes
RoHS exemption information	 Yes
China RoHS Regulation	 China RoHS Declaration
Environmental Disclosure	 Product Environmental Profile
Circularity Profile	 End Of Life Information
WEEE	The product must be disposed on European Union markets following specific waste collection and never end up in rubbish bins
PVC free	Yes

Contractual warranty

Warranty	18 months
----------	-----------