



## Main

Range	TeSys
Product name	TeSys CAK
Product or component type	Control relay
Device short name	CA3K
Contactor application	Control circuit
Utilisation category	AC-15 DC-13
Pole contact composition	4 NO
[Ue] rated operational voltage	≤ 690 V ≤ 400 Hz
Control circuit type	DC standard
[Uc] control circuit voltage	48 V DC

## Complementary

[Ith] conventional free air thermal current	10 A (at 50 °C)
Irms rated making capacity	110 A conforming to IEC 60947
Associated fuse rating	10 A gG conforming to IEC 60947 10 A gG conforming to VDE 0660
[Ui] rated insulation voltage	690 V conforming to IEC 60947 750 V conforming to VDE 0110 group C 690 V conforming to BS 5424 600 V conforming to CSA C22.2 No 14
Mounting support	Plate Rail
Connections - terminals	Screw clamp terminals 1 cable(s) 1.5...4 mm <sup>2</sup> solid Screw clamp terminals 2 cable(s) 1.5...4 mm <sup>2</sup> solid Screw clamp terminals 1 cable(s) 0.75...4 mm <sup>2</sup> flexible with cable end Screw clamp terminals 2 cable(s) 0.75...4 mm <sup>2</sup> flexible without cable end Screw clamp terminals 1 cable(s) 0.34...1.5 mm <sup>2</sup> flexible with cable end Screw clamp terminals 2 cable(s) 0.34...1.5 mm <sup>2</sup> flexible without cable end
Tightening torque	1.3 N.M - on screw clamp terminals - with screwdriver flat Ø 6 mm 1.3 N.m - on screw clamp terminals - with screwdriver Philips No 26 mm
Control circuit voltage limits	Operational: 0.8...1.15 Uc (at <50 °C) Drop-out: 0.1...0.75 Uc (at <50 °C)
Operating time	10 ms coil de-energisation and NO opening 30...40 ms coil energisation and NO closing
Mechanical durability	20 Mcycles
Maximum operating rate	10000 cyc/h
Immunity to microbreaks	2 ms
Inrush power in W	3 W (at 20 °C)
Hold-in power consumption in W	3 W at 20 °C
Heat dissipation	3 W
Minimum switching voltage	17 V
Minimum switching current	5 mA
Non overlap distance	0.5 mm
Insulation resistance	> 10 MOhm
Height	58 mm
Width	45 mm

Depth	57 mm
Net weight	0.225 kg







## Environment

Standards	BS 5424 IEC 60947 NF C 63-140 VDE 0660
Product certifications	UL CSA
IP degree of protection	IP2x
Protective treatment	TC conforming to IEC 60068
Ambient air temperature for operation	-25...50 °C
Ambient air temperature for storage	-50...80 °C
Operating altitude	2000 m without derating
Flame retardance	V1 conforming to UL 94 Requirement 2 conforming to NF F 16-101 Requirement 2 conforming to NF F 16-102
Mechanical robustness	Vibrations contactor open: 2 Gn, 5...300 Hz conforming to IEC 60068-2-6 Vibrations contactor closed: 4 Gn, 5...300 Hz conforming to IEC 60068-2-6 Shocks contactor open: 10 Gn for 11 ms conforming to IEC 60068-2-27 Shocks contactor closed: 15 Gn for 11 ms conforming to IEC 60068-2-27

## Packing Units

Unit Type of Package 1	PCE
Number of Units in Package 1	1
Package 1 Weight	218 g
Package 1 Height	4.7 cm
Package 1 width	6.2 cm
Package 1 Length	6.5 cm
Unit Type of Package 2	S02
Number of Units in Package 2	40
Package 2 Weight	9.163 kg
Package 2 Height	15 cm
Package 2 width	30 cm
Package 2 Length	40 cm

## Offer Sustainability

Sustainable offer status	Green Premium product
REACH Regulation	 <a href="#">REACH Declaration</a>
REACH free of SVHC	Yes
EU RoHS Directive	Compliant  <a href="#">EU RoHS Declaration</a>
Toxic heavy metal free	Yes
Mercury free	Yes
RoHS exemption information	 <a href="#">Yes</a>
China RoHS Regulation	 <a href="#">China RoHS Declaration</a>
Environmental Disclosure	 <a href="#">Product Environmental Profile</a>
Circularity Profile	 <a href="#">End Of Life Information</a>
WEEE	The product must be disposed on European Union markets following specific waste collection and never end up in rubbish bins

## Contractual warranty

Warranty	18 months
----------	-----------