



### Main

Range	Multi 9
Product name	Multi 9 C60
Product or component type	Miniature circuit-breaker
Device short name	C60BP
Device application	Distribution
Poles description	3P
Number of protected poles	3
[In] rated current	35 A at 25 °C conforming to EN/IEC 60947-2
Network type	AC
Trip unit technology	Thermal-magnetic
Curve code	C
Breaking capacity	6 KA Icu at 440 V AC conforming to EN/IEC 60947-2 10 KA Icu at 415 V AC conforming to EN/IEC 60947-2 20 KA Icu at 240 V AC conforming to EN/IEC 60947-2 6 KA Icu at 440 V AC conforming to GB 14048.2 10 KA Icu at 415 V AC conforming to GB 14048.2 20 KA Icu at 240 V AC conforming to GB 14048.2 14 KA AIR at 240 V AC conforming to UL 489 10 KA AIR at 480Y/277 V AC conforming to UL 489 14 KA AIR at 240 V AC conforming to CSA C22.2 No 5 10 kA AIR at 480Y/277 V AC conforming to CSA C22.2 No 5
Suitability for isolation	Yes conforming to EN/IEC 60947-2
Standards	EN/IEC 60947-2 GB 14048.2 UL 489 CSA C22.2 No 5
Product certifications	IEC CCC CSA UL

### Complementary

[Ue] rated operational voltage	240 V AC 50/60 Hz 415 V AC 50/60 Hz 440 V AC 50/60 Hz
Magnetic tripping limit	8.5 x In +/- 20 % AC
[Ics] rated service breaking capacity	4.5 KA 75 % conforming to EN/IEC 60947-2 - 440 V AC 7.5 KA 75 % conforming to EN/IEC 60947-2 - 415 V AC 15 KA 75 % conforming to EN/IEC 60947-2 - 240 V AC 4.5 KA 75 % conforming to GB 14048.2 - 440 V AC 7.5 KA 75 % conforming to GB 14048.2 - 415 V AC 15 KA 75 % conforming to GB 14048.2 - 240 V AC
[Ui] rated insulation voltage	500 V AC conforming to EN/IEC 60947-2
[Uimp] rated impulse withstand voltage	6 kV conforming to EN/IEC 60947-2
Contact position indicator	Yes
Control type	Toggle
Local signalling	ON/OFF indication
Mounting mode	Clip-on

Mounting support	DIN rail
9 mm pitches	6
Height	103 mm
Width	54 mm
Depth	72 mm
Colour	Grey
Mechanical durability	20000 cycles
Electrical durability	10000 cycles
Provision for padlocking	Padlockable
Connections - terminals	Tunnel type terminal (top or bottom)1...35 mm <sup>2</sup> (AWG 18...AWG 2) - rigid Tunnel type terminal (top or bottom)1...25 mm <sup>2</sup> (AWG 18...AWG 3) - flexible with ferrule Tunnel type terminal (top or bottom)1...25 mm <sup>2</sup> (AWG 18...AWG 3) - flexible
Wire stripping length	14 mm for top or bottom connection
Tightening torque	3.5 N.m top or bottom
Earth-leakage protection	Without





## Environment

IP degree of protection	IP20 conforming to IEC 60529 IP40 (modular enclosure) conforming to IEC 60529
Pollution degree	3 conforming to EN/IEC 60947-2
Tropicalisation	2 conforming to IEC 60068-1
Relative humidity	95 % at 55 °C
Operating altitude	0...2000 m
Ambient air temperature for operation	-30...70 °C
Ambient air temperature for storage	-40...80 °C

## Packing Units

Unit Type of Package 1	PCE
Number of Units in Package 1	1
Package 1 Weight	364 g
Package 1 Height	5.4 cm
Package 1 width	7.5 cm
Package 1 Length	10.3 cm
Unit Type of Package 2	BB1
Number of Units in Package 2	4
Package 2 Weight	1.531 kg
Package 2 Height	22 cm
Package 2 width	8 cm
Package 2 Length	11 cm
Unit Type of Package 3	S03
Number of Units in Package 3	36
Package 3 Weight	15.499 kg
Package 3 Height	30 cm
Package 3 width	30 cm
Package 3 Length	40 cm

## Offer Sustainability

Sustainable offer status	Green Premium product
REACH Regulation	 <a href="#">REACH Declaration</a>
EU RoHS Directive	Compliant  <a href="#">EU RoHS Declaration</a>
Mercury free	Yes
RoHS exemption information	 <a href="#">Yes</a>
China RoHS Regulation	 <a href="#">China RoHS Declaration</a>

---

Environmental Disclosure	<a href="#">Product Environmental Profile</a>
WEEE	The product must be disposed on European Union markets following specific waste collection and never end up in rubbish bins
Halogen content performance	Halogen free product

---