



Main

Range	Acti9
Product name	Acti9 iC40
Product or component type	Miniature circuit-breaker
Device short name	IC40N
Device application	Distribution
Poles description	1P + N
Number of protected poles	1
Neutral position	Left
[In] rated current	25 A
Network type	AC
Trip unit technology	Thermal-magnetic
Curve code	C
Breaking capacity	10 kA Icu at 230 V AC 50/60 Hz conforming to EN/IEC 60947-2 6000 A Icn at 230 V AC 50/60 Hz conforming to EN/IEC 60898-1
Suitability for isolation	Yes conforming to EN/IEC 60947-2
Quality labels	IMQ OVE RCM AENOR

Complementary

Network frequency	50/60 Hz
[Ue] rated operational voltage	230 V AC 50/60 Hz
Magnetic tripping limit	5...10 x In conforming to EN/IEC 60898-1 8 x In +/- 20 % conforming to EN/IEC 60947-2
[Ics] rated service breaking capacity	6000 A 100 % x Icn at 230 V AC 50/60 Hz conforming to EN/IEC 60898-1 7.5 kA 75 % x Icn at 230 V AC 50/60 Hz conforming to EN/IEC 60947-2
Limitation class	3 conforming to EN/IEC 60898-1
[Ui] rated insulation voltage	400 V AC 50/60 Hz conforming to EN/IEC 60947-2
[Uimp] rated impulse withstand voltage	4 kV conforming to EN/IEC 60947-2
Contact position indicator	Yes
Control type	Toggle
Local signalling	ON/OFF indication Trip indicator
Mounting mode	Clip-on
Mounting support	DIN rail
9 mm pitches	2
Height	85 mm
Width	18 mm
Depth	74 mm
Net weight	120 g
Colour	White
Mechanical durability	20000 cycles
Electrical durability	10000 cycles

The information provided in this documentation contains general descriptions and/or technical characteristics of the performance of the products contained herein. This documentation is not intended as a substitute for and is not to be used for determining suitability or reliability of these products for specific user applications. It is the duty of any such user or integrator to perform the appropriate and complete risk analysis, evaluation and testing of the products with respect to the relevant specific application or use thereof. Neither Schneider Electric Industries SAS nor any of its affiliates or subsidiaries shall be responsible or liable for misuse of the information contained herein.

Locking options description	Padlocking device
Connections - terminals	Tunnel type terminals top or bottom 1...10 mm ² flexible Tunnel type terminals top or bottom 1...16 mm ² rigid
Wire stripping length	14 mm for top or bottom connection
Tightening torque	2 N.m top or bottom
Earth-leakage protection	Separate block






Environment

Standards	EN/IEC 60898-1 EN/IEC 60947-2
Product certifications	CE BV RINA DNV
IP degree of protection	IP20 conforming to IEC 60529 IP40 (modular enclosure) conforming to IEC 60529
Pollution degree	3 conforming to EN/IEC 60947-2
Relative humidity	95 % at 55 °C
Operating altitude	2000 m
Ambient air temperature for operation	-25...70 °C
Ambient air temperature for storage	-40...85 °C

Packing Units

Unit Type of Package 1	PCE
Number of Units in Package 1	1
Package 1 Weight	120 g
Package 1 Height	1.8 cm
Package 1 width	7.4 cm
Package 1 Length	9.4 cm
Unit Type of Package 2	BB1
Number of Units in Package 2	12
Package 2 Weight	1.498 kg
Package 2 Height	10 cm
Package 2 width	8 cm
Package 2 Length	22 cm
Unit Type of Package 3	S03
Number of Units in Package 3	132
Package 3 Weight	17.31 kg
Package 3 Height	30 cm
Package 3 width	30 cm
Package 3 Length	40 cm

Offer Sustainability

Sustainable offer status	Green Premium product
REACH Regulation	 REACH Declaration
EU RoHS Directive	Compliant  EU RoHS Declaration
Mercury free	Yes
RoHS exemption information	 Yes
China RoHS Regulation	 China RoHS Declaration
Environmental Disclosure	 Product Environmental Profile
WEEE	The product must be disposed on European Union markets following specific waste collection and never end up in rubbish bins
Halogen content performance	Halogen free product