

LV426256

circuit breaker ComPact NSXm B (25 kA at 415 VAC), 3P 3d, 80 A rating TMD trip unit, compression lugs and busbar connectors



Main

Range	ComPact
Product name	ComPact NSXm
Range of product	ComPact NSXm
Device short name	NSXm 80B
Product or component type	Circuit breaker
Device application	Protection Distribution
Number of poles	3P
Protected poles description	3d
[In] rated current	80 A at 40 °C
[Ue] rated operational voltage	690 V AC 50/60 Hz
Network type	AC
Network frequency	50/60 Hz
Suitability for isolation	Yes conforming to EN/IEC 60947-2
Utilisation category	Category A
[Icu] rated ultimate short-circuit breaking capacity	50 KA Icu at 220...240 V AC 50/60 Hz conforming to IEC 60947-2 25 KA Icu at 380...415 V AC 50/60 Hz conforming to IEC 60947-2 20 kA Icu at 440 V AC 50/60 Hz conforming to IEC 60947-2
Performance level	B 25 kA 415 V AC
Trip unit name	TM-D
Trip unit technology	Thermal-magnetic
Trip unit protection functions	LI
Control type	Toggle
Circuit breaker mounting mode	By screws Clip-on

Complementary

[Ui] rated insulation voltage	800 V AC 50/60 Hz
[Uimp] rated impulse withstand voltage	8 kV
[Ics] rated service short-circuit breaking capacity	50 KA at 220...240 V AC 50/60 Hz conforming to IEC 60947-2 25 KA at 380...415 V AC 50/60 Hz conforming to IEC 60947-2 20 kA at 440 V AC 50/60 Hz conforming to IEC 60947-2
Mechanical durability	20000 cycles
Electrical durability	10000 Cycles at 440 V In 20000 Cycles at 440 V In/2 5000 Cycles at 690 V In 10000 cycles at 690 V In/2
Mounting support	Plate DIN rail
Connection terminals	Compression lug/busbar
Connection pitch	35 Mm with spreaders 27 mm without spreaders
9 mm pitches	9 module

The information provided in this documentation contains general descriptions and/or technical characteristics of the performance of the products contained herein. This documentation is not intended as a substitute for and is not to be used for determining suitability or reliability of these products for specific user applications. It is the duty of any such user or integrator to perform the appropriate and complete risk analysis, evaluation and testing of the products with respect to the relevant specific application or use thereof. Neither Schneider Electric Industries SAS nor any of its affiliates or subsidiaries shall be responsible or liable for misuse of the information contained herein.

Protection type	L : for overload protection (thermal) I : for short-circuit protection (magnetic)
Trip unit rating	80 A at 40 °C
Long-time pick-up adjustment type I _r (thermal protection)	Adjustable
[I _r] long-time protection pick-up adjustment range	0.7...1 x I _n
Long-time protection delay adjustment type t _r	Fixed
[I _m] magnetic protection pick-up range	1000 A
Earth-leakage protection	Without
Number of slots for electrical auxiliaries	1 slot(s) for auxiliary switch OF 1 slot(s) for alarm switch SD 1 slot(s) for voltage release MN or MX
Width (W)	81 mm
Height (H)	137 mm
Depth (D)	80 mm
Net weight	1.06 kg
Colour	Grey (RAL 7016)






Environment

Standards	EN/IEC 60947
Product certifications	CCC EAC Marine
Pollution degree	3 conforming to IEC 60664-1
IP degree of protection	IP40 conforming to IEC 60529
IK degree of protection	IK07 conforming to IEC 62262
Ambient air temperature for operation	-25...70 °C
Ambient air temperature for storage	-50...85 °C
Relative humidity	0...95 %
Operating altitude	0...2000 m without derating 2000...5000 m with derating

Packing Units

Package 1 Weight	1.200 kg
Package 1 Height	125.000 mm
Package 1 width	90.000 mm
Package 1 Length	220.000 mm

Offer Sustainability

Sustainable offer status	Green Premium product
REACH Regulation	 REACH Declaration
EU RoHS Directive	Compliant  EU RoHS Declaration
Mercury free	Yes
RoHS exemption information	 Yes
China RoHS Regulation	 China RoHS Declaration
Environmental Disclosure	 Product Environmental Profile
WEEE	The product must be disposed on European Union markets following specific waste collection and never end up in rubbish bins