



Main

Range	ComPact
Product name	ComPact NSX
Range of product	ComPact NSX400...630
Device short name	NSX630H
Product or component type	Circuit breaker
Device application	Distribution
Number of poles	3P
Protected poles description	3t
[In] rated current	630 A at 40 °C
[Ue] rated operational voltage	690 V AC 50/60 Hz
Network type	AC
Network frequency	50/60 Hz
Suitability for isolation	Yes conforming to EN/IEC 60947-2
Utilisation category	Category A
[Icu] rated ultimate short-circuit breaking capacity	85 KA at 240 V AC 50/60 Hz conforming to UL 508 65 KA at 480 V AC 50/60 Hz conforming to UL 508 100 KA Icu at 220/240 V AC 50/60 Hz conforming to IEC 60947-2 35 KA Icu at 525 V AC 50/60 Hz conforming to IEC 60947-2 50 KA Icu at 500 V AC 50/60 Hz conforming to IEC 60947-2 65 KA Icu at 440 V AC 50/60 Hz conforming to IEC 60947-2 70 KA Icu at 380/415 V AC 50/60 Hz conforming to IEC 60947-2 20 KA at 600 V AC 50/60 Hz conforming to UL 508 20 kA Icu at 660/690 V AC 50/60 Hz conforming to IEC 60947-2
Performance level	H 70 kA 415 V AC
Trip unit name	Micrologic 5.3 A
Trip unit technology	Electronic
Trip unit protection functions	LSI
Control type	Toggle
Circuit breaker mounting mode	Fixed

The information provided in this documentation contains general descriptions and/or technical characteristics of the products of the company mentioned herein. This documentation is not intended as a substitute for and is not to be used for determining suitability or reliability of these products for specific user applications. It is the duty of any such user or integrator to perform the appropriate and complete risk analysis, evaluation and testing of the products with respect to the relevant specific application or use thereof. Neither Schneider Electric Industries SAS nor any of its affiliates or subsidiaries shall be responsible or liable for misuse of the information contained herein.

Complementary

[Ui] rated insulation voltage	800 V AC 50/60 Hz
[Uimp] rated impulse withstand voltage	8 kV
[Ics] rated service short-circuit breaking capacity	11 kA at 525 V AC 50/60 Hz conforming to IEC 60947-2 10 kA at 660/690 V AC 50/60 Hz conforming to IEC 60947-2 100 kA at 220/240 V AC 50/60 Hz conforming to IEC 60947-2 50 kA at 500 V AC 50/60 Hz conforming to IEC 60947-2 65 kA at 440 V AC 50/60 Hz conforming to IEC 60947-2 70 kA at 380/415 V AC 50/60 Hz conforming to IEC 60947-2
Mechanical durability	15000 cycles
Electrical durability	2000 Cycles at 690 V In 6000 Cycles at 690 V In/2 4000 Cycles at 440 V In 8000 cycles at 440 V In/2
Mounting support	Backplate
Upside connection	Front
Downside connection	Front
Connection pitch	45 mm
Protection type	L : for overload protection (long time) S : for short time short-circuit protection I : for instantaneous short-circuit protection
Trip unit rating	630 A at 40 °C
Long-time pick-up adjustment type Ir (thermal protection)	Adjustable
[Ir] long-time protection pick-up adjustment range	250...630 A
Long-time protection delay adjustment type tr	Adjustable
[tr] long-time protection delay adjustment range	15...400 S at 1.5 x Ir 0.35...11 S at 7.2 x Ir 0.5...16 s at 6 x Ir
Thermal memory	20 minutes before and after tripping
Short-time protection pick-up adjustment type Isd	Adjustable
[Isd] Short-time protection pick-up adjustment range	1.5...10 x Ir
Short-time protection delay adjustment type tsd	Adjustable
[tsd] Short-time protection delay adjustment range	0...0.4 s
Instantaneous protection pick-up adjustment type Ii	Adjustable
[Ii] instantaneous protection pick-up adjustment range	1.5...11 x In
Earth-leakage protection	Without
Zone selective interlocking ZSI	With
Number of slots for electrical auxiliaries	6 slot(s)
Local signalling	Flashing LED (green) for ready to operate LED 105 % Ir (red) for overload LED 90 % Ir (orange) for overload
Display type	LCD display
Type of measurement	Ammeter
Communication of data	Maximeters/Minimeters Protection and alarm settings Energy metering Time-stamped histories and event tables Maintenance indicators Instantaneous and demand values Demand current and power Power quality
Width (W)	140 mm
Height (H)	255 mm
Depth (D)	110 mm
Net weight	6.2 kg







Environment

Standards	EN/IEC 60947
Product certifications	CCC EAC Marine
Overvoltage category	Class II
Electrical shock protection class	Class II
Pollution degree	3 conforming to IEC 60664-1
IP degree of protection	IP40 conforming to IEC 60529
IK degree of protection	IK07 conforming to IEC 62262
Ambient air temperature for operation	-25...70 °C
Ambient air temperature for storage	-40...85 °C
Relative humidity	0...95 %
Operating altitude	0...2000 m without derating 2000 m...5000 m with derating

Packing Units

Package 1 Weight	5.851 kg
Package 1 Height	10.000 cm
Package 1 width	10.000 cm
Package 1 Length	10.010 cm

Offer Sustainability

Sustainable offer status	Green Premium product
REACH Regulation	 REACH Declaration
EU RoHS Directive	Compliant  EU RoHS Declaration
Mercury free	Yes
RoHS exemption information	 Yes
China RoHS Regulation	 China RoHS Declaration
Environmental Disclosure	 Product Environmental Profile
Circularity Profile	 End Of Life Information
WEEE	The product must be disposed on European Union markets following specific waste collection and never end up in rubbish bins

Contractual warranty

Warranty	18 months
----------	-----------