



## Main

Range	ComPact
Product name	ComPact NS
Range of product	ComPact NS630b...1600
Device short name	Compact NS630bN
Product or component type	Circuit breaker
Device application	Distribution
Number of poles	3P
Protected poles description	3d
(In) rated current up to 65 °C	630 A at 50 °C
[Ue] rated operational voltage	690 V AC 50/60 Hz
Network type	AC
Network frequency	50/60 Hz
Suitability for isolation	Yes conforming to EN/IEC 60947-2
Utilisation category	Category B
[Icu] rated ultimate short-circuit breaking capacity	30 kA Icu at 660/690 V AC 50/60 Hz conforming to IEC 60947-2 50 kA Icu at 380/415 V AC 50/60 Hz conforming to IEC 60947-2 50 kA Icu at 440 V AC 50/60 Hz conforming to IEC 60947-2 85 kA Icu at 220/240 V AC 50/60 Hz conforming to IEC 60947-2 40 kA Icu at 500/525 V AC 50/60 Hz conforming to IEC 60947-2
Performance level	N 50 kA 415 V AC
Trip unit name	Micrologic 2.0
Trip unit technology	Electronic
Trip unit protection functions	LI
Control type	Rotary handle Toggle
Circuit breaker mounting mode	Fixed

## Complementary

[Ui] rated insulation voltage	800 V AC 50/60 Hz conforming to IEC 60947-2
[Uimp] rated impulse withstand voltage	8 kV conforming to IEC 60947-2
[Ics] rated service short-circuit breaking capacity	30 kA at 660/690 V AC 50/60 Hz conforming to IEC 60947-2 40 kA at 500/525 V AC 50/60 Hz conforming to IEC 60947-2 50 kA at 220/240 V AC 50/60 Hz conforming to IEC 60947-2 50 kA at 380/415 V AC 50/60 Hz conforming to IEC 60947-2 50 kA at 440 V AC 50/60 Hz conforming to IEC 60947-2
[Icw] rated short-time withstand current	19.2 kA 1 s conforming to IEC 60947-2
Mechanical durability	10000 cycles
Electrical durability	2000 Cycles at 690 V In 4000 Cycles at 690 V In/2 5000 Cycles at 440 V In 6000 cycles at 440 V In/2

Power losses	10 W
Mounting support	Backplate
Upside connection	Front
Downside connection	Front
Connection pitch	70 mm
Protection type	L : for overload protection (long time) I : for instantaneous short-circuit protection
Trip unit rating	630 A at 50 °C
Long-time pick-up adjustment type I <sub>r</sub> (thermal protection)	Adjustable 9 settings
[I <sub>r</sub> ] long-time protection pick-up adjustment range	0.4...1 x I <sub>n</sub>
Long-time protection delay adjustment type t <sub>r</sub>	Adjustable 9 settings
[t <sub>r</sub> ] long-time protection delay adjustment range	12.5...600 S at 1.5 x I <sub>r</sub> 0.5...24 S at 6 x I <sub>r</sub> 0.7...16.6 s at 7.2 x I <sub>r</sub>
Thermal memory	20 mn
Instantaneous protection pick-up adjustment type I <sub>i</sub>	Adjustable
[I <sub>i</sub> ] instantaneous protection pick-up adjustment range	1.5...10 x I <sub>r</sub>
Earth-leakage protection	Without
Auxiliary contact composition	1 NO/NC
Local signalling	4 LEDs (red) for fault indication 1 LED (yellow) for overload
Width (W)	210 mm
Height (H)	327 mm
Depth (D)	147 mm
Net weight	14 kg





## Environment

Standards	EN/IEC 60947-2
Product certifications	ASEFA ASTA
Pollution degree	3 conforming to IEC 60947
IP degree of protection	IP40 conforming to IEC 60529
IK degree of protection	IK07 conforming to EN 50102
Ambient air temperature for operation	-25...70 °C
Ambient air temperature for storage	-50...85 °C
Relative humidity	0...95 %
Operating altitude	0...2000 m without derating 2000 m...5000 m with derating

## Packing Units

Package 1 Weight	11.586 kg
Package 1 Height	37.000 cm
Package 1 width	39.500 cm
Package 1 Length	23.000 cm

## Offer Sustainability

Sustainable offer status	Green Premium product
REACH Regulation	 <a href="#">REACH Declaration</a>
EU RoHS Directive	Compliant  <a href="#">EU RoHS Declaration</a>
Mercury free	Yes
RoHS exemption information	 Yes
China RoHS Regulation	 <a href="#">China RoHS Declaration</a>

---

Environmental Disclosure	<a href="#">Product Environmental Profile</a>
WEEE	The product must be disposed on European Union markets following specific waste collection and never end up in rubbish bins

---

**Contractual warranty**

Warranty	18 months
----------	-----------

---