



Main

Range	Vigirex
Device short name	RH99M
Product or component type	Monitoring relay
Relay application	Monitoring relay
Mounting support	DIN rail
Type of setting	Selector
Residual earth-leakage sensitivity adjustment type	Adjustable 9 settings
Earth-leakage sensitivity	0.03...30 A
Earth-leakage time delay	Instantaneous for 0.03 A Adjustable 9 settings 0...4.5 s for 0.03...30 A
Threshold setting	0.03...30 A alarm
Current sensors compatibility	TOA earth leakage current sensor A earth leakage current sensor L earth leakage current sensor
[I _{th}] conventional enclosed thermal current	8 A
Minimum load	10 mA at 12 V
[U _s] rated supply voltage	110...130 V AC 50/60 Hz 55...110 %
Power consumption in VA	4 VA
Monitored distribution system	1000 V - AC at 50/60 Hz (maximum) 1000 V - AC at 400 Hz (maximum)
Earthing system	TN-S TT

The information provided in this documentation contains general descriptions and/or technical characteristics of the products of the company Schneider Electric. This documentation is not intended as a substitute for and is not to be used for determining suitability or reliability of these products for specific user applications. It is the duty of any such user or integrator to perform the appropriate and complete risk analysis, evaluation and testing of the products with respect to the relevant specific application or use thereof. Neither Schneider Electric Industries SAS nor any of its affiliates or subsidiaries shall be responsible or liable for misuse of the information contained herein.

Complementary

Test function	Local Remote test
Monitoring	Electronics (continuous) Power supply (continuous) Relay/sensor link (continuous)
Type of measurement	Earth fault current internal measurement, range: 80...100 %
Tamperproof of settings	Protected by sealable cover
Connections - terminals	Auxiliary power supply: terminal block cable(s) 0.2...2.5 mm ² flexible AWG 24...AWG 12 Auxiliary power supply: terminal block cable(s) 0.2...2.5 mm ² rigid AWG 24...AWG 12 Auxiliary power supply: terminal block cable(s) 0.25...2.5 mm ² flexible with ferrule AWG 24...AWG 12 Fault: screw terminal cable(s) 0.2...2.5 mm ² flexible AWG 24...AWG 12 Fault: screw terminal cable(s) 0.2...4 mm ² rigid AWG 24...AWG 12 Fault: screw terminal cable(s) 0.25...2.5 mm ² flexible with ferrule AWG 24...AWG 12 Relay test and fault reset: screw terminal cable(s) 0.14...1 mm ² flexible AWG 26...AWG 16 Relay test and fault reset: screw terminal cable(s) 0.14...1.5 mm ² rigid AWG 26...AWG 16 Relay test and fault reset: screw terminal cable(s) 0.25...0.5 mm ² flexible with ferrule AWG 26...AWG 16 Sensor: screw terminal cable(s) 0.14...1 mm ² flexible AWG 26...AWG 16 Sensor: screw terminal cable(s) 0.14...1.5 mm ² rigid AWG 26...AWG 16 Sensor: screw terminal cable(s) 0.25...0.5 mm ² flexible with ferrule AWG 26...AWG 16 Voltage presence: screw terminal cable(s) 0.2...2.5 mm ² flexible AWG 24...AWG 12 Voltage presence: screw terminal cable(s) 0.2...4 mm ² rigid AWG 24...AWG 12 Voltage presence: screw terminal cable(s) 0.25...2.5 mm ² flexible with ferrule AWG 24...AWG 12
Wire stripping length	Auxiliary power supply: 7 mm for top connection Fault: 8 mm for bottom connection Relay test and fault reset: 5 mm for bottom connection Sensor: 5 mm for top connection Voltage presence: 8 mm for bottom connection
Tightening torque	Auxiliary power supply: 0.6 N.m top Fault: 0.6 N.m bottom Relay test and fault reset: 0.25 N.m bottom Sensor: 0.25 N.m top Voltage presence: 0.6 N.m bottom
9 mm pitches	6
Width	54 mm
Height	81 mm
Depth	74 mm
Net weight	0.3 kg
IP degree of protection	IP40 on front face: conforming to EN/IEC 60529 IP30 on side parts: conforming to EN/IEC 60529 IP20 on connection terminals: conforming to EN/IEC 60529
IK degree of protection	IK07 conforming to EN 50102
Mechanical robustness	Fire resistance conforming to IEC 60695-2-1 IK protection 2 joules: IK07 conforming to EN 50102 Vibrations 13.2...100 Hz: 0.7 g Vibrations 2...13.2 Hz: +/- 1 mm

Environment







Overvoltage category	IV
Electrical shock protection class	Class II
Electromagnetic compatibility	Conducted and radiated emissions: , B, conforming to CISPR 11 Conducted radio-frequency immunity test: , 3, conforming to IEC 61000-4-6 Electrostatic discharge immunity test: , 4, conforming to IEC 61000-4-2 High-energy conducted susceptibility: , 4, conforming to IEC 61000-4-5 Low-energy conducted susceptibility: , 4, conforming to IEC 61000-4-4 Radiated susceptibility: , 3, conforming to IEC 61000-4-3
Relative humidity	95 % at 55 °C
Pollution degree	3 conforming to IEC 60664-1

Ambient air temperature for operation	-35...70 °C
Ambient air temperature for storage	-55...85 °C

Packing Units

Unit Type of Package 1	PCE
Number of Units in Package 1	1
Package 1 Weight	305 g
Package 1 Height	8.1 cm
Package 1 width	8.8 cm
Package 1 Length	9.4 cm

Offer Sustainability

Sustainable offer status	Green Premium product
REACH Regulation	 REACH Declaration
EU RoHS Directive	Compliant  EU RoHS Declaration
Mercury free	Yes
RoHS exemption information	 Yes
China RoHS Regulation	 China RoHS Declaration
Environmental Disclosure	 Product Environmental Profile
Circularity Profile	 End Of Life Information
WEEE	The product must be disposed on European Union markets following specific waste collection and never end up in rubbish bins
PVC free	Yes

Contractual warranty

Warranty	18 months
----------	-----------