

Main

Range	Prisma
Range of product	Prisma P
Product or component type	Retrofit handle
Accessory / separate part category	Locking accessory Spare part
Range compatibility	Prisma P cubicle
IP degree of protection	IP30







Complementary

Mounting support	Door
Operating mode	Pulling
Installation description	Cubicle
Quantity per set	Set of 1
Net weight	0.86 kg

Packing Units

Unit Type of Package 1	PCE
Number of Units in Package 1	1
Package 1 Weight	900 g
Package 1 Height	8 cm
Package 1 width	8 cm
Package 1 Length	80 cm
Unit Type of Package 2	P12
Number of Units in Package 2	140
Package 2 Weight	120.4 kg
Package 2 Height	80 cm
Package 2 width	80 cm
Package 2 Length	120 cm

Offer Sustainability

Sustainable offer status	Green Premium product
REACH Regulation	 REACH Declaration
EU RoHS Directive	Pro-active compliance (Product out of EU RoHS legal scope)  EU RoHS Declaration
Mercury free	Yes
RoHS exemption information	 Yes
China RoHS Regulation	 China RoHS Declaration
Environmental Disclosure	 Product Environmental Profile
Circularity Profile	 End Of Life Information