

Main

Range	Prisma
Range of product	Prisma G Prisma P
Product or component type	Clip-nuts
Accessory / separate part category	Installation accessory
Range compatibility	Prisma G rail Prisma P cubicle




Complementary

Mounting mode	By clips
Mounting support	DIN rail
Installation description	Floor-standing enclosure - width 600 mm Wall-mounted enclosure - width 600 mm Floor-standing duct - width 300 mm Wall-mounted duct - width 300 mm Cubicle Cubicle duct
ISO thread	M5
Quantity per set	Set of 20
Net weight	0.14 kg

Packing Units

Unit Type of Package 1	PCE
Number of Units in Package 1	1
Package 1 Weight	140 g
Package 1 Height	2 cm
Package 1 width	11 cm
Package 1 Length	15 cm
Unit Type of Package 2	S02
Number of Units in Package 2	50
Package 2 Weight	7.4 kg
Package 2 Height	15 cm
Package 2 width	30 cm
Package 2 Length	40 cm

Offer Sustainability

Sustainable offer status	Green Premium product
RECh Regulation	 RECh Declaration
RECh free of SVHC	Yes
EU RoHS Directive	Pro-active compliance (Product out of EU RoHS legal scope)  EU RoHS Declaration
Toxic heavy metal free	Yes
Mercury free	Yes
RoHS exemption information	 Yes

China RoHS Regulation	China RoHS Declaration
Environmental Disclosure	Product Environmental Profile
Halogen content performance	Halogen free plastic parts product
