

Main

Range	Linergy
Range of product	Linergy
Product or component type	Support
Product name	Linergy BW
Accessory / separate part category	Busbar accessory Spare part
Range compatibility	Linergy BW busbar Prisma G enclosure Prisma P cubicle







Complementary

Installation description	Cubicle Floor-standing enclosure Wall-mounted enclosure Pack enclosure
[Ie] rated operational current	160 A 250 A 400 A
Provided equipment	Screw End plug Linergy BW support
Quantity per set	Set of 1
Net weight	0.08 kg

Packing Units

Unit Type of Package 1	PCE
Number of Units in Package 1	1
Package 1 Weight	90 g
Package 1 Height	5 cm
Package 1 width	13 cm
Package 1 Length	21 cm

Offer Sustainability

Sustainable offer status	Green Premium product
REACH Regulation	 REACH Declaration
EU RoHS Directive	Pro-active compliance (Product out of EU RoHS legal scope)  EU RoHS Declaration
Mercury free	Yes
RoHS exemption information	 Yes
China RoHS Regulation	 China RoHS Declaration
Environmental Disclosure	 Product Environmental Profile
Circularity Profile	 End Of Life Information