

XS9D111A2M12

Inductive proximity sensors XS, inductive sensor XS9 80x80x26, PBT, Sn40mm, 24 VDC, M12



Main

Range of product	Telemecanique Inductive proximity sensors XS
Series name	Application
Sensor type	Inductive proximity sensor
Device application	-
Sensor name	XS9
Sensor design	Flat form 80 x 80 x 26
Size	26 mm
Body type	Fixed
Detector flush mounting acceptance	Flush mountable
Material	Plastic
Enclosure material	PBT
Type of output signal	Analogue
Wiring technique	2-wire
[Sn] nominal sensing distance	40 mm
Output circuit type	DC
Analogue output range	4...20 mA
Electrical connection	Male connector M12, 4 pins
[Us] rated supply voltage	24 V DC
IP degree of protection	IP67 double insulation conforming to IEC 60529

Complementary

Detection face	Frontal
Front material	PBT
Operating zone	5...40 mm
Repeat accuracy	<= 3% of Sr
Linearity error	+/- 2 mA
Status LED	Without
Supply voltage limits	15...36 V DC
Switching frequency	<= 100 Hz
Current consumption	0...4 mA no-load
Maximum output current drift	10 %
Marking	CE
Depth	26 mm
Height	80 mm
Width	80 mm

Environment

Product certifications	Ecolab CSA UL
Ambient air temperature for operation	-25...70 °C
Ambient air temperature for storage	-40...85 °C
Vibration resistance	25 gn amplitude = +/- 2 mm (f = 10...55 Hz) conforming to IEC 60068-2-6
Shock resistance	50 gn for 11 ms conforming to IEC 60068-2-27

Packing Units

Unit Type of Package 1	PCE
Number of Units in Package 1	1
Package 1 Weight	373 g
Package 1 Height	4.1 cm
Package 1 width	9.5 cm
Package 1 Length	13 cm
Unit Type of Package 2	S01
Number of Units in Package 2	5
Package 2 Weight	2.074 kg
Package 2 Height	15 cm
Package 2 width	15 cm
Package 2 Length	40 cm

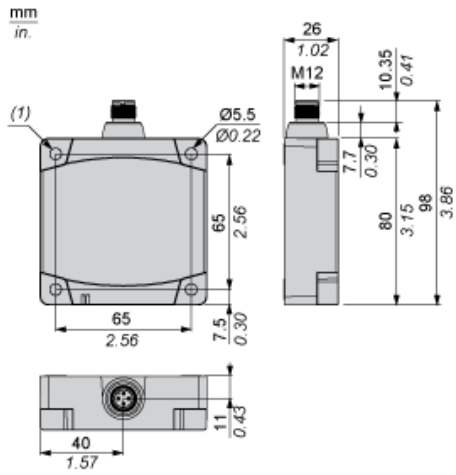
Offer Sustainability

REACH Regulation	REACH Declaration
EU RoHS Directive	Pro-active compliance (Product out of EU RoHS legal scope) EU RoHS Declaration
Mercury free	Yes
RoHS exemption information	Yes

Contractual warranty

Warranty	18 months
----------	-----------

Dimensions

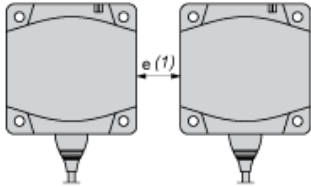


(1) For CHC type screws

Setting-up

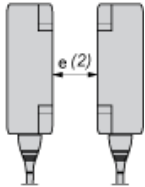
Minimum Mounting Distances (mm)

Side by Side



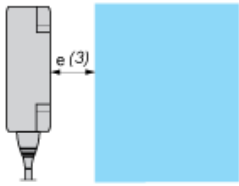
$e (1) \geq 120$

Face to Face



$e (2) \geq 300$

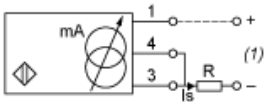
Facing a Metal Object



$e (3) \geq 120$

Wiring Schemes

2-Wire Connection

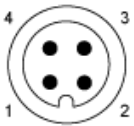


(1) Output current

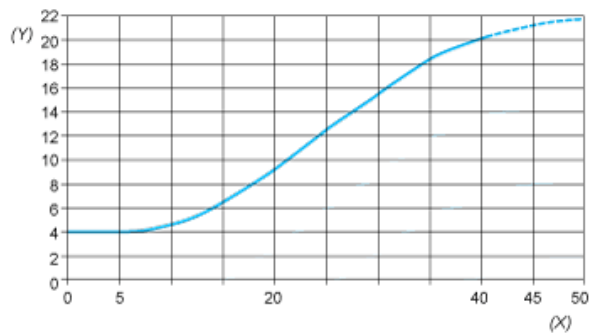
Ensure a minimum of 10 V between the + (terminal 1) and - (terminal 3) of the sensor

	Output current	Load impedance value
12 V	4...20 mA	$R \leq 8.2 \Omega$
24 V	4...20 mA	$R \leq 470 \Omega$

M12



Output Curves



(Y) Is (mA)
(X) Sensors - object distance (mm)