

XUX1ANBNM12

Photoelectric sensors XU, photo electric sensor, XUX, reflex, Sn 14 m, 12...24 VDC, M12



Main

| | |
|-------------------------------|--|
| Range of product | Telemecanique Photoelectric sensors XU |
| Series name | General purpose single mode |
| Electronic sensor type | Photo-electric sensor |
| Sensor name | XUX |
| Sensor design | Compact 92 x 71 |
| Detection system | Reflex |
| Material | Plastic |
| Type of output signal | Discrete |
| Supply circuit type | DC |
| Wiring technique | 3-wire |
| Discrete output type | NPN |
| Discrete output function | 1 NC |
| Electrical connection | 1 male connector M12, 4 pins |
| Product specific application | - |
| Emission | Infrared reflex |
| [Sn] nominal sensing distance | 14 m reflex need reflector XUZC50 |

Complementary

| | |
|---------------------------|---|
| Enclosure material | PBT |
| Lens material | PMMA |
| Maximum sensing distance | 20 m reflex |
| Output type | Solid state |
| Status LED | 1 LED (yellow) for output state 1 LED (green) for supply |
| [Us] rated supply voltage | 12...24 V DC |
| Switching capacity in mA | <= 100 mA (overload and short-circuit protection) |
| Switching frequency | <= 250 Hz |
| Maximum voltage drop | <1.5 V (closed state) |
| Current consumption | <= 35 mA no-load |
| Maximum delay first up | 15 ms |
| Maximum delay response | 2 ms |
| Maximum delay recovery | 2 ms |
| Setting-up | Sensitivity adjustment |
| Depth | 77 mm |
| Height | 92 mm |
| Width | 31 mm |
| Net weight | 0.2 kg |

The information provided in this documentation contains general descriptions and/or technical characteristics of the performance of the products contained herein. This documentation is not intended as a substitute for and is not to be used for determining suitability or reliability of these products for specific user applications. It is the duty of any such user or integrator to perform the appropriate and complete risk analysis, evaluation and testing of the products with respect to the relevant specific application or use thereof. Neither Schneider Electric Industries SAS nor any of its affiliates or subsidiaries shall be responsible or liable for misuse of the information contained herein.

Environment

| | |
|---------------------------------------|--|
| Product certifications | CSA UL CE |
| Ambient air temperature for operation | -25...55 °C |
| Ambient air temperature for storage | -40...70 °C |
| Vibration resistance | 7 gn, amplitude = +/- 1.5 mm (f = 10...55 Hz) conforming to IEC 60068-2-6 |
| Shock resistance | 30 gn (duration = 11 ms) conforming to IEC 60068-2-27 |
| IP degree of protection | IP67 double insulation conforming to IEC 60529 IP65 double insulation conforming to IEC 60529 |

Packing Units

| | |
|------------------------------|---------|
| Unit Type of Package 1 | PCE |
| Number of Units in Package 1 | 1 |
| Package 1 Weight | 183 g |
| Package 1 Height | 4.2 cm |
| Package 1 width | 9.6 cm |
| Package 1 Length | 13.2 cm |

Offer Sustainability

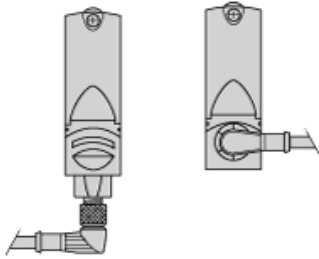
| | |
|----------------------------|--|
| Sustainable offer status | Green Premium product |
| REACH Regulation | REACH Declaration |
| EU RoHS Directive | Pro-active compliance (Product out of EU RoHS legal scope) EU RoHS Declaration |
| Mercury free | Yes |
| RoHS exemption information | Yes |
| Environmental Disclosure | Product Environmental Profile |
| Circularity Profile | End Of Life Information |

Contractual warranty

| | |
|----------|-----------|
| Warranty | 18 months |
|----------|-----------|

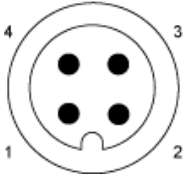
Mounting and Clearance

Possible Orientation of Elbowed Connector (Rear View)



Wiring Schemes

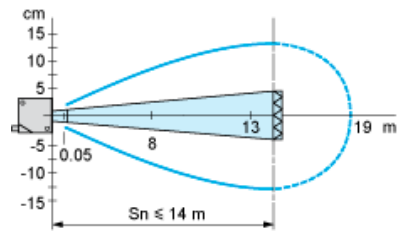
M12 Connector



PNP/NPN DC

| M12 | | Terminals | | |
|-----|---|-----------|---|--------|
| 1 | ● | 1 | ⊘ | + |
| 3 | ● | 2 | ⊘ | - |
| 4 | ● | 3 | ⊘ | Output |

Detection Curves



With reflector XU5C50