



## Main

Range of product	Telemecanique Photoelectric sensors XU
Series name	Application assembly
Electronic sensor type	Photo-electric sensor transmitter
Sensor name	XUA
Sensor design	Cylindrical M8
Detection system	Thru beam
Material	Metal
Line of sight type	Axial
Supply circuit type	DC
Wiring technique	3-wire
Electrical connection	1 male connector M8, 3 pins
Emission	Infrared thru beam
[Sn] nominal sensing distance	2 m thru beam need a receiver

## Complementary

Enclosure material	Nickel plated brass
Lens material	PMMA
Add on input	Test by emission breaking
[Us] rated supply voltage	12...24 V DC with reverse polarity protection
Supply voltage limits	10...30 V DC
Current consumption	<= 15 mA
Maximum delay first up	20 ms
Setting-up	Without sensitivity adjustment
Diameter	8 mm
Length	47 mm
Net weight	0.015 kg

## Environment

Product certifications	CE CULus
Ambient air temperature for operation	-25...55 °C
Ambient air temperature for storage	-30...70 °C
Vibration resistance	7 gn, amplitude = +/- 1 mm (f = 10...55 Hz) conforming to IEC 60068-2-6
Shock resistance	30 gn (duration = 11 ms) conforming to IEC 60068-2-27
IP degree of protection	IP65 conforming to IEC 60529

## Packing Units

Unit Type of Package 1	PCE
Number of Units in Package 1	1
Package 1 Weight	31 g
Package 1 Height	4.3 cm
Package 1 width	6.5 cm
Package 1 Length	9.5 cm

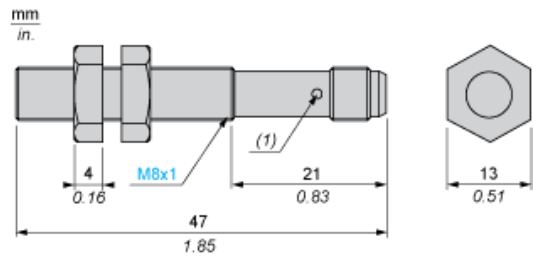
## Offer Sustainability

REACH Regulation	<a href="#">REACH Declaration</a>
EU RoHS Directive	Pro-active compliance (Product out of EU RoHS legal scope) <a href="#">EU RoHS Declaration</a>
Mercury free	Yes
RoHS exemption information	<a href="#">Yes</a>

## Contractual warranty

Warranty	18 months
----------	-----------

Dimensions



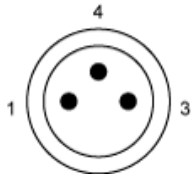
(1) LED, 4 viewing ports at 90°  
Note Fixing nut tightening torque : <2N.m

---

Wiring Schemes

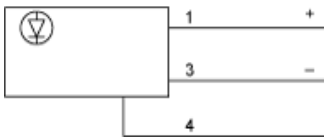
---

M8 Connector

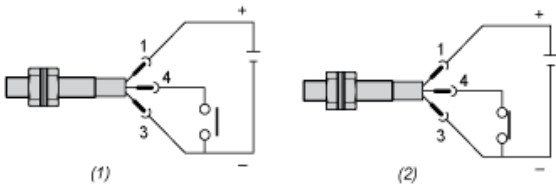


- 1: (+)
- 3: (-)
- 4: OUT or test

Transmitter

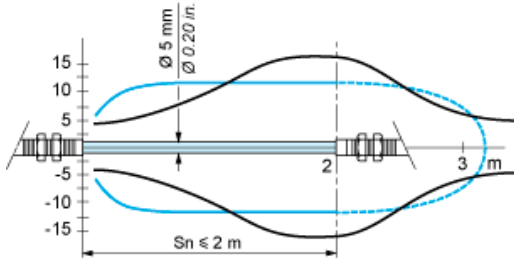


Beam Break Test

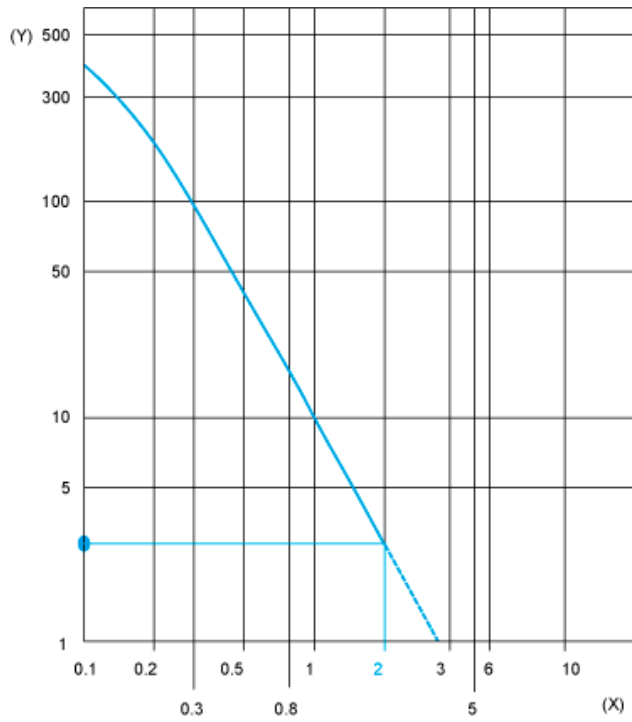


- (1) Beam made LED on (steady light)
- (2) Beam broken LED flashing

Detection Curves



Excess Gain Curves (Ambient temperature:  $\pm 25 \text{ }^\circ\text{C}$ )



(Y) Gain  
(X) Distance (m)