

# XUAH0214S

Photoelectric sensors XU, photo electric sensor, XUA, thru beam, Sn 2 m, 12...24 VDC, M8



## Main

Range of product	Telemecanique Photoelectric sensors XU
Series name	Application assembly
Electronic sensor type	Photo-electric sensor
Sensor name	XUA
Sensor design	Cylindrical M8
Detection system	Thru beam
Material	Metal
Line of sight type	Axial
Type of output signal	Discrete
Supply circuit type	DC
Wiring technique	3-wire
Discrete output type	PNP
Discrete output function	1 NO
Electrical connection	1 male connector M8, 3 pins
Product specific application	-
Emission	Infrared thru beam
[Sn] nominal sensing distance	2 m thru beam need a transmitter XUAH0203S

## Complementary

Enclosure material	Nickel plated brass
Lens material	PMMA
Maximum sensing distance	4 m
Output type	Solid state
Add on output	Without
Cable composition	3 x 0.14 mm <sup>2</sup>
Wire insulation material	PvR
Cable outer diameter	3.5 mm
Status LED	1 LED (yellow) for output state
[Us] rated supply voltage	12...24 V DC with reverse polarity protection
Supply voltage limits	10...30 V DC
Switching capacity in mA	<= 100 mA (overload and short-circuit protection)
Switching frequency	<= 2000 Hz
Maximum voltage drop	<1 V (closed state)
Current consumption	<= 10 mA no-load
Maximum delay first up	20 ms
Maximum delay response	0.25 ms
Maximum delay recovery	0.25 ms
Setting-up	Without sensitivity adjustment
Diameter	8 mm
Length	48 mm
Net weight	0.05 kg

The information provided in this documentation contains general descriptions and/or technical characteristics of the performance of the products contained herein. This documentation is not intended as a substitute for and is not to be used for determining suitability or reliability of these products for specific user applications. It is the duty of any such user or integrator to perform the appropriate and complete risk analysis, evaluation and testing of the products with respect to the relevant specific application or use thereof. Neither Schneider Electric Industries SAS nor any of its affiliates or subsidiaries shall be responsible or liable for misuse of the information contained herein.

## Environment

Product certifications	CE CULus
Ambient air temperature for operation	-25...55 °C
Ambient air temperature for storage	-30...70 °C
Vibration resistance	7 gn, amplitude = +/- 1 mm (f = 10...55 Hz) conforming to IEC 60068-2-6
Shock resistance	30 gn (duration = 11 ms) conforming to IEC 60068-2-27
IP degree of protection	IP67 conforming to IEC 60529 IP65 conforming to IEC 60529

## Packing Units

Unit Type of Package 1	PCE
Number of Units in Package 1	1
Package 1 Weight	31 g
Package 1 Height	4.3 cm
Package 1 width	6.5 cm
Package 1 Length	9.6 cm

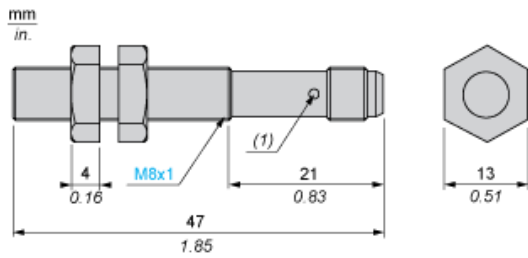
## Offer Sustainability

REACH Regulation	<a href="#">REACH Declaration</a>
EU RoHS Directive	Pro-active compliance (Product out of EU RoHS legal scope) <a href="#">EU RoHS Declaration</a>
Mercury free	Yes
RoHS exemption information	<a href="#">Yes</a>

## Contractual warranty

Warranty	18 months
----------	-----------

Dimensions



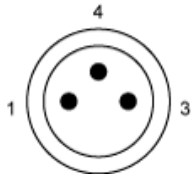
(1) LED, 4 viewing ports at 90°  
Note Fixing nut tightening torque : <2N.m

---

## Wiring Schemes

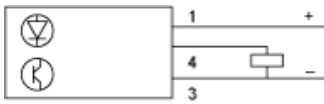
---

### M8 Connector

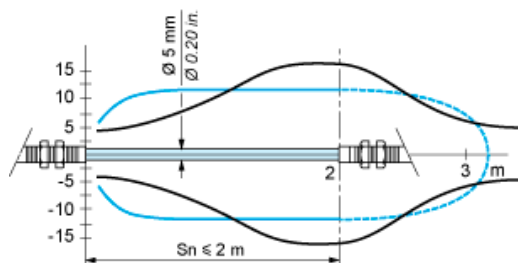


- 1: (+)
- 3: (-)
- 4: OUT or test

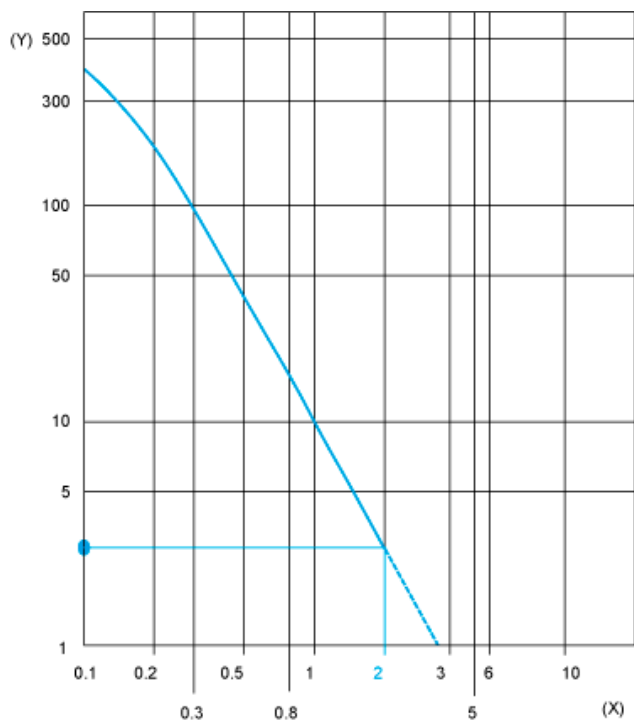
### PNP



Detection Curves



Excess Gain Curves (Ambient temperature:  $\pm 25\text{ }^{\circ}\text{C}$ )



(Y) Gain  
(X) Distance (m)