

XU9M18MB230K

Photoelectric sensors XU, photo electric sensor, XU9, polarised, Sn 2 m, 24...240VAC/DC, 1/2"



Main

Range of product	Telemecanique Photoelectric sensors XU
Series name	General purpose single mode
Electronic sensor type	Photo-electric sensor
Sensor name	XU9
Sensor design	Cylindrical M18
Detection system	Polarised reflex
Material	Metal
Line of sight type	Axial
Type of output signal	Discrete
Supply circuit type	AC/DC
Wiring technique	2-wire
Discrete output function	1 NC
Electrical connection	1 male connector 1/2"20 UNF, 3 pins
Product specific application	-
Emission	Red polarised reflex
[Sn] nominal sensing distance	2 m polarised reflex need reflector XUZC50

Complementary

Enclosure material	Nickel plated brass
Lens material	PMMA
Maximum sensing distance	3 m
Output type	Solid state
Add on output	Without
Wire insulation material	PvR
Status LED	1 LED (yellow) for output state 1 LED (red) for instability
[Us] rated supply voltage	24...240 V AC/DC
Supply voltage limits	20...264 V AC/DC
Maximum residual current	1.5 mA open state
Switching capacity in mA	10...200 mA (to be used with 0.4 A quick-blow fuse in series with the load)
Switching frequency	<= 25 Hz
Maximum voltage drop	<6 V (closed state)
Maximum delay first up	300 ms
Maximum delay response	20 ms
Maximum delay recovery	20 ms
Setting-up	Sensitivity adjustment
Diameter	18 mm
Length	82 mm
Net weight	0.095 kg
Kit composition	Reflector XUZC50 Sensor

The information provided in this documentation contains general descriptions and/or technical characteristics of the performance of the products contained herein. This documentation is not intended as a substitute for and is not to be used for determining suitability or reliability of these products for specific user applications. It is the duty of any such user or integrator to perform the appropriate and complete risk analysis, evaluation and testing of the products with respect to the relevant specific application or use thereof. Neither Schneider Electric Industries SAS nor any of its affiliates or subsidiaries shall be responsible or liable for misuse of the information contained herein.

Environment

Product certifications	CE CSA UL
Ambient air temperature for operation	-25...55 °C
Ambient air temperature for storage	-40...70 °C
Vibration resistance	7 gn, amplitude = +/- 1.5 mm (f = 10...55 Hz) conforming to IEC 60068-2-6
Shock resistance	30 gn (duration = 11 ms) conforming to IEC 60068-2-27
IP degree of protection	IP67 double insulation conforming to IEC 60529

Packing Units

Unit Type of Package 1	PCE
Number of Units in Package 1	1
Package 1 Weight	103 g
Package 1 Height	4.1 cm
Package 1 width	6.6 cm
Package 1 Length	9.6 cm
Unit Type of Package 2	S01
Number of Units in Package 2	11
Package 2 Weight	1.347 kg
Package 2 Height	15 cm
Package 2 width	15 cm
Package 2 Length	40 cm

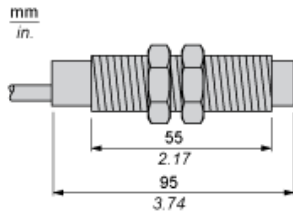
Offer Sustainability

Sustainable offer status	Green Premium product
REACH Regulation	REACH Declaration
EU RoHS Directive	Pro-active compliance (Product out of EU RoHS legal scope) EU RoHS Declaration
Mercury free	Yes
RoHS exemption information	Yes
Environmental Disclosure	Product Environmental Profile
Circularity Profile	End Of Life Information

Contractual warranty

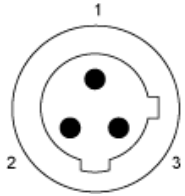
Warranty	18 months
----------	-----------

Dimensions



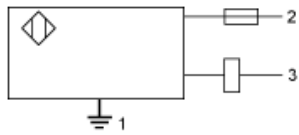
Wiring Schemes

Connector



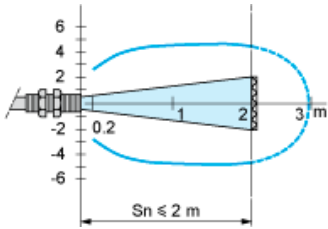
- 1 : Grounding
- 2 : AC/DC
- 3 : AC/DC

2-wire AC or DC



Detection Curves

Polarised Reflex System



With reflector XUZC50