

# XUK8TAE2MM12

Photoelectric sensors XU, photo electric sensor, XUK, diffuse Sn 5 m 1output auto PNP/ NPN 1output 4.20 mA



## Main

Range of product	Telemecanique Photoelectric sensors XU
Series name	Application assembly Application material handling
Electronic sensor type	Photo-electric sensor
Sensor name	XUK
Sensor design	Compact 50 x 50
Detection system	Diffuse distance sensor
Material	Plastic
Type of output signal	Analogue + discrete
Wiring technique	5-wire
Discrete output type	PNP or NPN
Discrete output function	1 NO or 1 NC programmable
Analogue output range	4...20 mA
Electrical connection	1 male connector M12, 5 pins
Product specific application	Distance measurement on object
Emission	Red laser diffuse distance sensor class 1 conforming to IEC 60825-1
[Sn] nominal sensing distance	5 m diffuse distance sensor

## Complementary

Enclosure material	ABS/PC
Lens material	PMMA
Maximum sensing distance	5 m diffuse distance sensor
Output type	Solid state Analog
Add on input	External teach
Status LED	1 LED (yellow) for output state 1 LED (green/yellow) for supply on/output state
[Us] rated supply voltage	24 V DC with reverse polarity protection
Supply voltage limits	18...30 V DC
Switching capacity in mA	<= 100 mA (overload and short-circuit protection)
Switching frequency	<= 500 Hz
Maximum voltage drop	<2 V
Current consumption	<= 60 mA no-load
Maximum delay first up	300 ms
Maximum delay response	1.2 ms
Maximum delay recovery	1.2 ms
Setting-up	Using teach button or remote teaching
Depth	50 mm
Height	50 mm
Width	23 mm
Net weight	0.035 kg

The information provided in this documentation contains general descriptions and/or technical characteristics of the performance of the products contained herein. This documentation is not intended as a substitute for and is not to be used for determining suitability or reliability of these products for specific user applications. It is the duty of any such user or integrator to perform the appropriate and complete risk analysis, evaluation and testing of the products with respect to the relevant specific application or use thereof. Neither Schneider Electric Industries SAS nor any of its affiliates or subsidiaries shall be responsible or liable for misuse of the information contained herein.




## Environment

Product certifications	Ecolab CULus CE
Ambient air temperature for operation	-20...50 °C, UL certified -40...60 °C
Ambient air temperature for storage	-40...80 °C
Vibration resistance	7 gn, amplitude = +/- 1.5 mm (f = 10...55 Hz) conforming to IEC 60068-2-6
Shock resistance	30 gn (duration = 11 ms) conforming to IEC 60068-2-27
IP degree of protection	IP67 conforming to IEC 60529 IP69K conforming to DIN 40050

## Packing Units

Unit Type of Package 1	PCE
Number of Units in Package 1	1
Package 1 Weight	59 g
Package 1 Height	3 cm
Package 1 width	6 cm
Package 1 Length	9 cm
Unit Type of Package 2	S01
Number of Units in Package 2	28
Package 2 Weight	1.844 kg
Package 2 Height	15 cm
Package 2 width	15 cm
Package 2 Length	40 cm

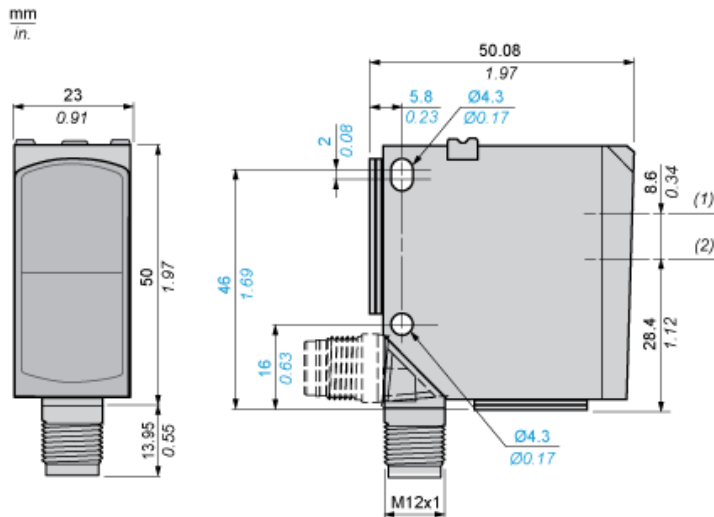
## Offer Sustainability

REACH Regulation	 <a href="#">REACH Declaration</a>
EU RoHS Directive	Pro-active compliance (Product out of EU RoHS legal scope)  <a href="#">EU RoHS Declaration</a>
Mercury free	Yes
RoHS exemption information	 <a href="#">Yes</a>

## Contractual warranty

Warranty	18 months
----------	-----------

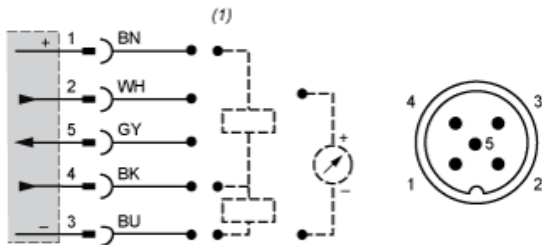
## Dimensions



- (1) Transmitter optical axis
- (2) Receiver optical axis

## Connections and Schema

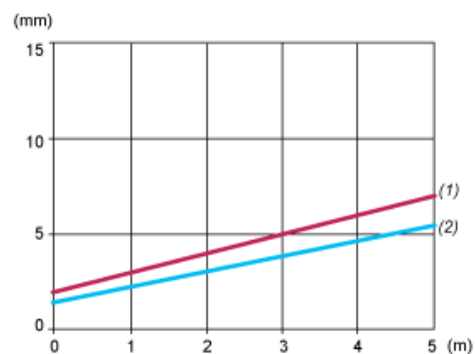
### Connector Wiring



- (1) Auto-detect  
1: + UB (BN: Brown)  
2: QA (WH: White)  
3: -UB (BU: Blue)  
4: Q (BK: Black)  
5: IN (GY: Grey)

Curves

Size of light spot (typical)



- (1) Vertical (y)
- (2) Horizontal (x)

0... Size

15

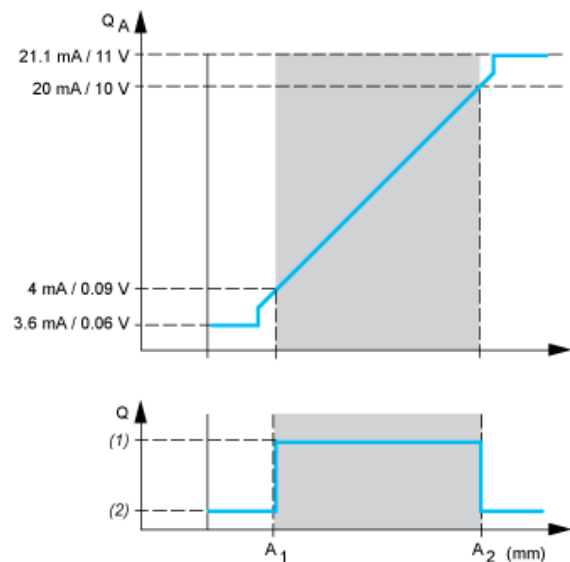
mm :

0...5 Distance

m :

Curves

Output characteristic curve



$Q_A$  : Analogue output

$Q$  : Switching output

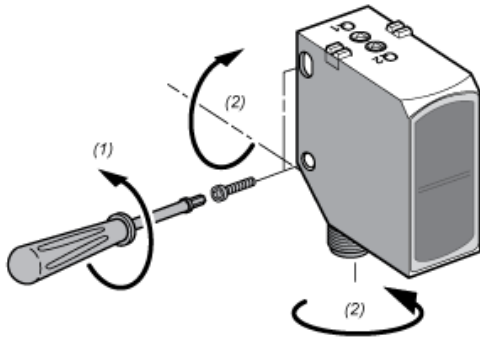
(1) High

(2) Low

---

Mounting

---



- (1) < 1,5 Nm (13 lb-in)
- (2) < 1 Nm (8.85 lb-in)