

XCSMP80L10

Safety switch, Telemecanique Safety switches XCS, plastic XCSMP, 1 NC + 1 NC + 1 NC, slow break, pre cabled 10 m



Main

Range of product	Telemecanique Safety switches XCS
Product or component type	Safety switch
Component name	XCSMP
Design	Miniature
Material	Plastic
Head type	Key operated fixed head
Contacts type and composition	3 NC
Contact operation	Slow-break, simultaneous
Electrical connection	Pre-cabled
Number of poles	3
Locking options description	Without locking of actuator

Complementary

Insulation	Double insulated
Cable length	10 m
Cable composition	6 x 0.5 mm ²
Positive opening	With NC contact
Mechanical durability	1000000 cycles
Minimum actuation speed	0.05 m/s
Maximum actuation speed	1.5 m/s
[Ie] rated operational current	0.55 A at 125 V, DC-13, Q300 conforming to EN/IEC 60947-5-1 0.27 A at 250 V, DC-13, Q300 conforming to EN/IEC 60947-5-1 0.75 A at 240 V, AC-15, C300 conforming to EN/IEC 60947-5-1 1.5 A at 120 V, AC-15, C300 conforming to EN/IEC 60947-5-1
[Ithe] conventional enclosed thermal current	2.5 A
[Ui] rated insulation voltage	300 V conforming to UL 508 500 V conforming to EN/IEC 60947-1 300 V conforming to CSA C22.2 No 14
[Uimp] rated impulse withstand voltage	6 kV EN/IEC 60947-5-1
Short-circuit protection	10 A cartridge fuse type gG (gl)
Actuator forcible withdrawal rtc	8 N
Minimum actuator force for extraction	8 N
Maximum operating rate	20 cyc/mn for maximum durability
Safety level	Can reach category 4 with the appropriate monitoring system and correctly wired conforming to EN/ISO 13849-1 Can reach PL = e with the appropriate monitoring system and correctly wired conforming to EN/ISO 13849-1 Can reach SIL 3 with the appropriate monitoring system and correctly wired conforming to EN/IEC 61508
Safety reliability data	B10d = 5000000 value given for a life time of 20 years limited by mechanical or contact wear
Body material	PA (polyamide)
Head material	PA (polyamide)
Depth	30 mm
Height	87 mm
Width	15 mm
Net weight	0.11 kg

The information provided in this documentation contains general descriptions and/or technical characteristics of the performance of the products contained herein. This documentation is not intended as a substitute for and is not to be used for determining suitability or reliability of these products for specific user applications. It is the duty of any such user or integrator to perform the appropriate and complete risk analysis, evaluation and testing of the products with respect to the relevant specific application or use thereof. Neither Schneider Electric Industries SAS nor any of its affiliates or subsidiaries shall be responsible or liable for misuse of the information contained herein.




Environment

Standards	EN 1088/ISO 14119 EN/IEC 60947-5-1 EN/IEC 60204-1 UL 508 EN/ISO 12100 CSA C22.2 No 14
Product certifications	CUL CSA UL
Protective treatment	TC
Ambient air temperature for operation	-25...70 °C
Ambient air temperature for storage	-25...80 °C
Vibration resistance	6 gn (f= 10...55 Hz) conforming to IEC 60068-2-6
Shock resistance	50 gn for 11 ms conforming to IEC 60068-2-27
Electrical shock protection class	Class II conforming to EN/IEC 61140
IP degree of protection	IP67 conforming to EN/IEC 60529 and EN/IEC 60947-5-1

Packing Units

Unit Type of Package 1	PCE
Number of Units in Package 1	1
Package 1 Weight	841 g
Package 1 Height	3.5 cm
Package 1 width	25 cm
Package 1 Length	25 cm
Unit Type of Package 2	S03
Number of Units in Package 2	10
Package 2 Weight	9.148 kg
Package 2 Height	30 cm
Package 2 width	30 cm
Package 2 Length	40 cm

Offer Sustainability

REACH Regulation	 REACH Declaration
EU RoHS Directive	Pro-active compliance (Product out of EU RoHS legal scope)  EU RoHS Declaration
Toxic heavy metal free	Yes
Mercury free	Yes
RoHS exemption information	 Yes

Contractual warranty

Warranty	18 months
----------	-----------