

XCSLE373731M3

Safety switch, Telemecanique Safety switches XCS, plastic key operated solenoid XCSLE, 4NC+2 NO, slow, M23 connect., 24 V



Main

Range of product	Telemecanique Safety switches XCS
Product or component type	Safety switch
Component name	XCSLE
Design	Slim
Material	Plastic
Head type	Key operated turret head
Contacts type and composition	2 NC + 1 NO
Contact operation	Slow-break, break before make
Solenoid contacts type and composition	2 NC + 1 NO (slow-break, break before make)
Electromagnet interlocking	Locking on de-energisation and unlocking on energisation of solenoid
[Us] solenoid rated supply voltage	24 V
Cable outer diameter	7...13 mm
Electrical connection	Male connector M23, 19 pins
Number of poles	3
Locking options description	With interlocking, locking by solenoid
Local signalling	1 LED (orange) for actuator withdrawn 1 LED (green) for actuator inserted and locked
Signalling circuit voltage	24 V

Complementary

Positive opening	With NC contact
Supply voltage type	AC/DC
Supply frequency	50/60 Hz
Load factor	1
Signalling circuit type	AC/DC
Mechanical durability	1000000 cycles
Minimum actuation speed	0.01 m/s
Maximum actuation speed	0.5 m/s
[Ie] rated operational current	1.5 A at 24 V 0.22 A at 24 V
[Ithe] conventional enclosed thermal current	4 A
Maximum load current	<= 15 A
[Ui] rated insulation voltage	60 V (pollution degree 3) conforming to EN/IEC 60947-1 50 V conforming to UL 508 50 V conforming to CSA C22.2 No 14
[Uimp] rated impulse withstand voltage	0.8 kV EN/IEC 60947-5-1
Minimum switching current	10 mA at 20 °C
Minimum switching voltage	17 V
Short-circuit protection	4 A cartridge fuse type gG (gl) 6 A type fast blow
Maximum actuator forcible withdrawal rtc	1400 N
Minimum actuator force for extraction	20 N

Resistance to mechanical impact	1.2 J against the partition 4.9 J without partition
Maximum operating rate	10 cyc/mn for maximum durability
Safety level	Can reach category 4 with the appropriate monitoring system and correctly wired conforming to EN/ISO 13849-1 Can reach PL = e with the appropriate monitoring system and correctly wired conforming to EN/ISO 13849-1 Can reach SIL 3 conforming to EN/IEC 61508
Safety reliability data	B10d = 5500000 value given for a life time of 20 years limited by mechanical or contact wear
Body material	PA (polyamide)
Head material	PA (polyamide)
Depth	51 mm
Height	225 mm
Width	44 mm
Net weight	0.53 kg






Environment

Standards	EN/IEC 60204-1 EN/ISO 13849-1 EN/IEC 62061 CSA C22.2 No 14 EN/IEC 60947-5-1 UL 508 EN 1088/ISO 14119
Product certifications	CSA UL TÜV
Protective treatment	TC
Ambient air temperature for operation	-25...60 °C
Ambient air temperature for storage	-40...70 °C
Vibration resistance	5 gn (f= 10...500 Hz) conforming to IEC 60068-2-6
Shock resistance	10 gn for 11 ms conforming to IEC 60068-2-27
Electrical shock protection class	Class I conforming to EN/IEC 61140
IP degree of protection	IP65 conforming to EN/IEC 60529 and EN/IEC 60947-5-1 IP65

Packing Units

Package 1 Weight	0.688 kg
Package 1 Height	0.600 dm
Package 1 width	0.750 dm
Package 1 Length	2.450 dm

Offer Sustainability

Sustainable offer status	Green Premium product
REACH Regulation	 REACH Declaration
EU RoHS Directive	Pro-active compliance (Product out of EU RoHS legal scope)  EU RoHS Declaration
Mercury free	Yes
RoHS exemption information	 Yes
Environmental Disclosure	 Product Environmental Profile
Circularity Profile	 End Of Life Information

Contractual warranty

Warranty	18 months
----------	-----------