

# XCSE7542

Safety switch, Telemecanique Safety switches XCS, metal XCSE, 2NC+1 NO slow break  
2 entries tapped M20 220/240 V



## Main

|  |  |
|--|--|
| Range of product                                 | Telemecanique Safety switches XCS  |
| Product or component type                        | Safety switch  |
| Component name                                   | XCSE   |
| Design   | Rectangular  |
| Material   | Metal  |
| Head type  | Key operated turret head   |
| Contacts type and composition                    | 2 NC + 1 NO  |
| Contact operation                                | Slow-break, break before make  |
| Solenoid contacts type and composition           | 1 NC + 1 NO (slow-break, simultaneous)   |
| Cable entry                                      | 2 entries tapped for M20 x 1.5   |
| Electromagnet interlocking                       | Locking on energisation and unlocking on de-energisation of solenoid                     |
| [Us]&nbsp;solenoid&nbsp;rate&nbsp;of&nbsp;supply | 220/240 V, 10 %  |
| Cable outer diameter                             | 7...13 mm  |
| Electrical connection                            | Terminal, clamping capacity: 1 x 0.5...2 x 1.5 mm <sup>2</sup> with or without cable end |
| Number of poles                                  | 3  |
| Locking options description                      | With interlocking, locking by solenoid   |
| Local signalling                                 | 2 LEDs (green or orange) for guard open/guard closed and locked                          |
| Signalling circuit voltage                       | 110/240 V (voltage limits: 95...264 V)   |

## Complementary

|  |  |
|--|--|
| Positive opening                             | With NC contact  |
| Supply voltage type                          | AC/DC  |
| Supply frequency                             | 50/60 Hz   |
| Load factor                                  | 1  |
| Power consumption in VA                      | 10 VA inrush<br>10 VA sealed   |
| Signalling circuit type                      | AC   |
| Signalling circuit consumption               | 7 mA   |
| Mechanical durability                        | 1000000 cycles   |
| Minimum actuation speed                      | 0.01 m/s   |
| Maximum actuation speed                      | 0.5 m/s  |
| [Ie] rated operational current               | 0.55 A at 125 V, DC-13, Q300 conforming to EN/IEC 60947-5-1<br>0.27 A at 250 V, DC-13, Q300 conforming to EN/IEC 60947-5-1<br>3 A at 120 V, AC-15, B300 conforming to EN/IEC 60947-5-1<br>1.5 A at 240 V, AC-15, B300 conforming to EN/IEC 60947-5-1 |
| [Ithe] conventional enclosed thermal current | 6 A  |
| [Ui] rated insulation voltage                | 250 V conforming to EN/IEC 60947-1 for signalling circuit  |
| [Uimp] rated impulse withstand voltage       | EN/IEC 60947-5-1 6 kV  |
| Protection type                              | Overvoltage protection for signalling circuit  |
| Short-circuit protection                     | 10 A cartridge fuse type gG (gl)   |
| Actuator forcible withdrawal rtc             | 2000 N   |

|                                       |   |
|---------------------------------------|---|
| Minimum actuator force for extraction | 20 N  |
| Maximum operating rate                | 10 cyc/mn for maximum durability  |
| Safety level                          | Can reach category 4 with the appropriate monitoring system and correctly wired conforming to EN/ISO 13849-1<br>Can reach PL = e with the appropriate monitoring system and correctly wired conforming to EN/ISO 13849-1<br>Can reach SIL 3 with the appropriate monitoring system and correctly wired conforming to EN/IEC 61508 |
| Safety reliability data               | B10d = 5000000 value given for a life time of 20 years limited by mechanical or contact wear  |
| Body material                         | Zamak   |
| Head material                         | Zamak   |
| Depth                                 | 44 mm   |
| Height                                | 146 mm  |
| Width                                 | 98 mm   |
| Net weight                            | 1.14 kg   |






## Environment

|                                       |  |
|---------------------------------------|--|
| Standards                             | EN/IEC 60947-5-1<br>EN/ISO 12100<br>CSA C22.2 No 14<br>UL 508<br>EN 1088/ISO 14119<br>EN/IEC 60204-1 |
| Product certifications                | UL<br>CSA  |
| Protective treatment                  | TC   |
| Ambient air temperature for operation | -25...40 °C  |
| Ambient air temperature for storage   | -40...70 °C  |
| Vibration resistance                  | 5 gn (f= 10...500 Hz) conforming to IEC 60068-2-6  |
| Shock resistance                      | 10 gn for 11 ms conforming to IEC 60068-2-27   |
| Electrical shock protection class     | Class I conforming to EN/IEC 61140   |
| IP degree of protection               | IP67 conforming to EN/IEC 60529 and EN/IEC 60947-5-1   |

## Packing Units

|                              |          |
|------------------------------|----------|
| Unit Type of Package 1       | PCE      |
| Number of Units in Package 1 | 1        |
| Package 1 Weight             | 1.285 kg |
| Package 1 Height             | 5.5 cm   |
| Package 1 width              | 11 cm    |
| Package 1 Length             | 15 cm    |

## Offer Sustainability

|                            |  |
|----------------------------|--|
| Sustainable offer status   | Green Premium product  |
| REACH Regulation           |  <a href="#">REACH Declaration</a>  |
| EU RoHS Directive          | Pro-active compliance (Product out of EU RoHS legal scope)  <a href="#">EU RoHS Declaration</a> |
| Mercury free               | Yes  |
| RoHS exemption information |  <a href="#">Yes</a>  |
| Environmental Disclosure   |  <a href="#">Product Environmental Profile</a>  |
| Circularity Profile        |  <a href="#">End Of Life Information</a>  |

## Contractual warranty

|          |           |
|----------|-----------|
| Warranty | 18 months |
|----------|-----------|