

XCSE5532

Safety switch, Telemecanique Safety switches
XCS, metal XCSE, 1NC+2 NO slow break
2 entries tapped M20 110/120 V



Main

Range of product	Telemecanique Safety switches XCS
Product or component type	Safety switch
Component name	XCSE
Design	Rectangular
Material	Metal
Head type	Key operated turret head
Contacts type and composition	1 NC + 2 NO
Contact operation	Slow-break, break before make
Solenoid contacts type and composition	1 NC + 1 NO (slow-break, simultaneous)
Cable entry	2 entries tapped for M20 x 1.5
Electromagnet interlocking	Locking on energisation and unlocking on de-energisation of solenoid
[Us] solenoid rate of supply. 10 % voltage	110/120 V
Cable outer diameter	7...13 mm
Electrical connection	Terminal, clamping capacity: 1 x 0.5...2 x 1.5 mm ² with or without cable end
Number of poles	3
Locking options description	With interlocking, locking by solenoid
Local signalling	2 LEDs (green or orange) for guard open/guard closed and locked
Signalling circuit voltage	110/240 V (voltage limits: 95...264 V)

Complementary

Positive opening	With NC contact
Supply voltage type	AC/DC
Supply frequency	50/60 Hz
Load factor	1
Power consumption in VA	10 VA inrush 10 VA sealed
Signalling circuit type	AC
Signalling circuit consumption	7 mA
Mechanical durability	1000000 cycles
Minimum actuation speed	0.01 m/s
Maximum actuation speed	0.5 m/s
[Ie] rated operational current	0.55 A at 125 V, DC-13, Q300 conforming to EN/IEC 60947-5-1 0.27 A at 250 V, DC-13, Q300 conforming to EN/IEC 60947-5-1 3 A at 120 V, AC-15, B300 conforming to EN/IEC 60947-5-1 1.5 A at 240 V, AC-15, B300 conforming to EN/IEC 60947-5-1
[Ithe] conventional enclosed thermal current	6 A
[Ui] rated insulation voltage	250 V conforming to EN/IEC 60947-1 for signalling circuit
[Uimp] rated impulse withstand voltage	6 kV EN/IEC 60947-5-1
Protection type	Overvoltage protection for signalling circuit
Short-circuit protection	10 A cartridge fuse type gG (gl)
Actuator forcible withdrawal rtc	2000 N

Minimum actuator force for extraction	20 N
Maximum operating rate	10 cyc/mn for maximum durability
Safety level	Can reach category 4 with the appropriate monitoring system and correctly wired conforming to EN/ISO 13849-1 Can reach PL = e with the appropriate monitoring system and correctly wired conforming to EN/ISO 13849-1 Can reach SIL 3 with the appropriate monitoring system and correctly wired conforming to EN/IEC 61508
Safety reliability data	B10d = 5000000 value given for a life time of 20 years limited by mechanical or contact wear
Body material	Zamak
Head material	Zamak
Depth	44 mm
Height	146 mm
Width	98 mm
Net weight	1.14 kg






Environment

Standards	EN/IEC 60947-5-1 CSA C22.2 No 14 EN/IEC 60204-1 UL 508 EN 1088/ISO 14119 EN/ISO 12100
Product certifications	CSA UL
Protective treatment	TC
Ambient air temperature for operation	-25...40 °C
Ambient air temperature for storage	-40...70 °C
Vibration resistance	5 gn (f= 10...500 Hz) conforming to IEC 60068-2-6
Shock resistance	10 gn for 11 ms conforming to IEC 60068-2-27
Electrical shock protection class	Class I conforming to EN/IEC 61140
IP degree of protection	IP67 conforming to EN/IEC 60529 and EN/IEC 60947-5-1

Packing Units

Unit Type of Package 1	PCE
Number of Units in Package 1	1
Package 1 Weight	1.285 kg
Package 1 Height	5.5 cm
Package 1 width	11 cm
Package 1 Length	15 cm

Offer Sustainability

Sustainable offer status	Green Premium product
REACH Regulation	 REACH Declaration
EU RoHS Directive	Pro-active compliance (Product out of EU RoHS legal scope)  EU RoHS Declaration
Mercury free	Yes
RoHS exemption information	 Yes
Environmental Disclosure	 Product Environmental Profile
Circularity Profile	 End Of Life Information

Contractual warranty

Warranty	18 months
----------	-----------