



Main

| | |
|-------------------------------|--|
| Range of product | Telemecanique Limit switches XC Standard |
| Series name | Standard format |
| Product or component type | Limit switch |
| Device short name | XCKT |
| Sensor design | Compact |
| Body type | Fixed |
| Head type | Multi-directional head |
| Material | Plastic |
| Body material | Plastic |
| Head material | Zamak |
| Fixing mode | By the body |
| Movement of operating head | Multi-directional |
| Type of operator | Spring return cat's whisker |
| Type of approach | Multi-directional approach |
| Number of poles | 2 |
| Contacts type and composition | 1 NC + 1 NO |
| Contact operation | Snap action |

Complementary

| | |
|--|--|
| Switch actuation | By any moving part |
| Electrical connection | Screw-clamp terminals, clamping capacity: 1 x 0.34...2 x 1.5 mm ² |
| Cable entry | 2 entries tapped for 1/2" NPT cable gland |
| Contacts insulation form | Zb |
| Positive opening | Without |
| Minimum torque for tripping | 0.13 N.m |
| Maximum actuation speed | 1 m/s |
| Contact code designation | A300, AC-15 (Ue = 240 V), Ie = 3 A, Ithe = 10 A conforming to EN/IEC 60947-5-1 appendix A Q300, DC-13 (Ue = 250 V), Ie = 0.27 A conforming to EN/IEC 60947-5-1 appendix A |
| [Ui] rated insulation voltage | 300 V conforming to UL 508 500 V (pollution degree 3) conforming to IEC 60947-1 300 V conforming to CSA C22.2 No 14 |
| Maximum resistance across terminals | 25 MOhm conforming to IEC 60255-7 category 3 |
| [Uimp] rated impulse withstand voltage | IEC 60664 6 kV IEC 60947-1 6 kV |
| Short-circuit protection | 10 A cartridge fuse, type gG |
| Electrical durability | 5000000 Cycles, DC-13, 120 V, 4 W, operating rate <60 cyc/mn, load factor: 0.5 conforming to IEC 60947-5-1 appendix C 5000000 Cycles, DC-13, 24 V, 10 W, operating rate <60 cyc/mn, load factor: 0.5 conforming to IEC 60947-5-1 appendix C 5000000 cycles, DC-13, 48 V, 7 W, operating rate <60 cyc/mn, load factor: 0.5 conforming to IEC 60947-5-1 appendix C |
| Mechanical durability | 5000000 cycles |

Environment

| | |
|---------------------------------------|---|
| Shock resistance | 50 gn for 11 ms conforming to IEC 60068-2-27 |
| Vibration resistance | 25 gn (f= 10...500 Hz) conforming to IEC 60068-2-6 |
| IP degree of protection | IP66 conforming to IEC 60529 IP67 conforming to IEC 60529 |
| IK degree of protection | IK04 conforming to EN 50102 |
| Electrical shock protection class | Class II conforming to IEC 61140 Class II conforming to NF C 20-030 |
| Ambient air temperature for operation | -25...70 °C |
| Ambient air temperature for storage | -40...70 °C |
| Protective treatment | TC |
| Product certifications | CSA CCC UL |
| Standards | CSA C22.2 No 14 EN 60204-1 IEC 60204-1 EN 60947-5-1 UL 508 IEC 60947-5-1 |

Packing Units

| | |
|------------------------------|--------|
| Unit Type of Package 1 | PCE |
| Number of Units in Package 1 | 1 |
| Package 1 Weight | 140 g |
| Package 1 Height | 20 cm |
| Package 1 width | 3.2 cm |
| Package 1 Length | 6.3 cm |

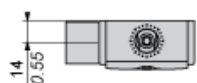
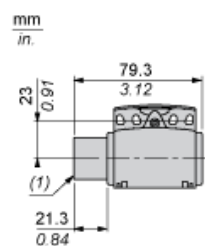
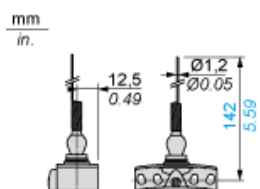
Offer Sustainability

| | |
|----------------------------|--|
| Sustainable offer status | Green Premium product |
| REACH Regulation | REACH Declaration |
| EU RoHS Directive | Pro-active compliance (Product out of EU RoHS legal scope) EU RoHS Declaration |
| Mercury free | Yes |
| RoHS exemption information | Yes |
| Environmental Disclosure | Product Environmental Profile |
| Circularity Profile | End Of Life Information |

Contractual warranty

| | |
|----------|-----------|
| Warranty | 18 months |
|----------|-----------|

Dimensions



(1) Tapped entry for 1/2" NPT

Mounting with Cable Entry

Position of Cable Gland



- (1) Recommended
- (2) To be avoided

Setting-up

Plunger or Multi-directional Heads



Wiring Diagram

2-pole NC + NO Snap Action

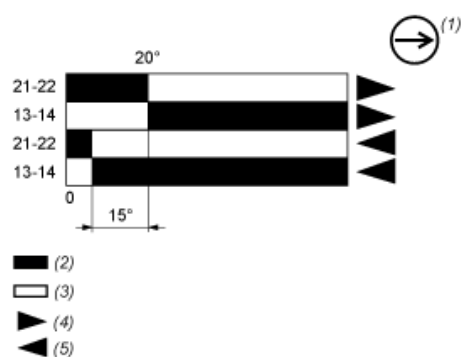


Characteristics of Actuation

Switch Actuation by Any Moving Part



Functionnal Diagram



- (1) NC contact with positive opening operation
- (2) Closed
- (3) Open
- (4) Tripping
- (5) Resetting