

XCKN2510P20

Limit switch, Limit switches XC Standard, XCKN, metal end plunger, 1NC+1 NO, slow, M20



Main

| | |
|-------------------------------|---|
| Range of product | Telemecanique Limit switches XC Standard |
| Series name | Standard format |
| Product or component type | Limit switch |
| Device short name | XCKN |
| Sensor design | Compact form B |
| Body type | Fixed |
| Head type | Plunger head |
| Material | Plastic |
| Body material | Plastic |
| Head material | Plastic |
| Fixing mode | By the body |
| Movement of operating head | Linear |
| Type of operator | Spring return plunger metal |
| Type of approach | Vertical approach, 1 direction |
| Cable entry | 1 entry tapped for M20 x 1.5 cable gland, cable outer diameter: 7...13 mm |
| Number of poles | 2 |
| Contacts type and composition | 1 NC + 1 NO |
| Contact operation | Slow-break, break before make |

Complementary

| | |
|--|--|
| Switch actuation | On end |
| Electrical connection | Screw-clamp terminals, clamping capacity: 1 x 0.5...2 x 2.5 mm ² |
| Contacts insulation form | Zb |
| Positive opening | With |
| Positive opening minimum force | 30 N |
| Minimum force for tripping | 15 N |
| Minimum actuation speed | 6 m/min |
| Maximum actuation speed | 0.5 m/s |
| Repeat accuracy | 0.1 mm on the tripping points with 1 million operating cycles |
| Contact code designation | A300, AC-15 (Ue = 240 V), Ie = 3 A, Ithe = 10 A conforming to EN/IEC 60947-5-1 appendix A R300, DC-13 (Ue = 250 V), Ie = 0.1 A conforming to EN/IEC 60947-5-1 appendix A |
| [Ui] rated insulation voltage | 300 V conforming to UL 508 500 V (pollution degree 3) conforming to IEC 60947-1 300 V conforming to CSA C22.2 No 14 |
| [Uimp] rated impulse withstand voltage | 6 kV IEC 60664 6 kV IEC 60947-1 |
| Short-circuit protection | 10 A cartridge fuse, type gG |
| Electrical durability | 5000000 Cycles, DC-13, 120 V, 4 W, operating rate <60 cyc/mn, load factor: 0.5 conforming to IEC 60947-5-1 appendix C 5000000 Cycles, DC-13, 24 V, 10 W, operating rate <60 cyc/mn, load factor: 0.5 conforming to IEC 60947-5-1 appendix C 5000000 cycles, DC-13, 48 V, 7 W, operating rate <60 cyc/mn, load factor: 0.5 conforming to IEC 60947-5-1 appendix C |
| Mechanical durability | 10000000 cycles |

| | |
|-------------------------------|------------------------|
| Width | 30 mm |
| Height | 75 mm |
| Depth | 30 mm |
| Net weight | 0.135 kg |
| Terminals description ISO n°1 | (13-14)NO (21-22)NC |

Environment

| | |
|---------------------------------------|---|
| Shock resistance | 45 gn for 11 ms conforming to IEC 60068-2-27 |
| Vibration resistance | 25 gn (f= 10...500 Hz) conforming to IEC 60068-2-6 |
| IP degree of protection | IP65 conforming to IEC 60529 |
| IK degree of protection | IK04 conforming to EN 50102 |
| Overvoltage category | Class II conforming to IEC 61140 Class II conforming to NF C 20-030 |
| Ambient air temperature for operation | -25...70 °C |
| Ambient air temperature for storage | -40...70 °C |
| Protective treatment | TC |
| Product certifications | UL CCC CSA |
| Standards | UL 508 CSA C22.2 No 14 EN 60204-1 IEC 60947-5-1 IEC 60204-1 EN 60947-5-1 |

Packing Units

| | |
|------------------------------|----------|
| Unit Type of Package 1 | PCE |
| Number of Units in Package 1 | 1 |
| Package 1 Weight | 63 g |
| Package 1 Height | 11 cm |
| Package 1 width | 13 cm |
| Package 1 Length | 17 cm |
| Unit Type of Package 2 | BB1 |
| Number of Units in Package 2 | 20 |
| Package 2 Weight | 1.31 kg |
| Package 2 Height | 11 cm |
| Package 2 width | 13 cm |
| Package 2 Length | 17 cm |
| Unit Type of Package 3 | S02 |
| Number of Units in Package 3 | 80 |
| Package 3 Weight | 5.633 kg |
| Package 3 Height | 15 cm |
| Package 3 width | 30 cm |
| Package 3 Length | 40 cm |

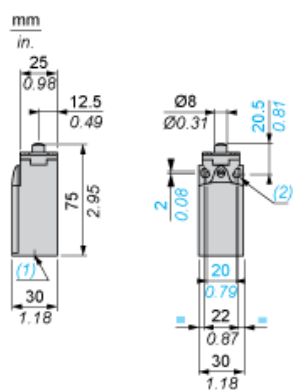
Offer Sustainability

| | |
|----------------------------|--|
| Sustainable offer status | Green Premium product |
| REACH Regulation | REACH Declaration |
| EU RoHS Directive | Pro-active compliance (Product out of EU RoHS legal scope) EU RoHS Declaration |
| Mercury free | Yes |
| RoHS exemption information | Yes |
| Environmental Disclosure | Product Environmental Profile |

Contractual warranty

| | |
|----------|-----------|
| Warranty | 18 months |
|----------|-----------|

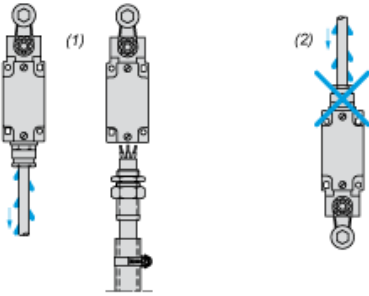
Dimensions



- (1) 1 tapped entry for M20 x 1.5
- (2) Ø: 2 elongated holes Ø 4.3 x 6.3 on 22 mm centres, 2 holes Ø 4.3 on 20 mm centres.

Mounting with Cable Entry

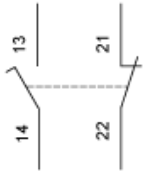
Position of Cable Gland



- (1) Recommended
- (2) To be avoided

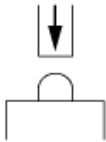
Wiring Diagram

2-pole N/C + N/O Break before Make, Slow Break

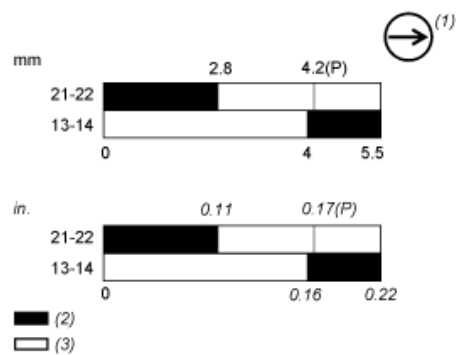


Characteristics of Actuation

Switch Actuation on End



Functionnal Diagram



- (P) Positive opening point
- (1) NC contact with positive opening operation
- (2) Closed
- (3) Open