

XCSDMP591L01M12

Coded magnetic switch, Telemecanique
Safety switches XCS, XCSDMP, 1 NC + 1 NO,
staggered, M12 0.15 m



Main

Range of product	Telemecanique Safety switches XCS
Product or component type	Coded magnetic switch
Component name	XCSDMP
Design	Rectangular, standard
Size	88 x 25 x 13 mm
Contacts type and composition	1 NC + 1 NO
Contact operation	Staggered
Material	Plastic
Electrical connection	Connector on flying lead
Connector type	M12
Cable length	0.15 m
Number of poles	2
Local signalling	1 LED
Approach directions	3 directions
[Ue] rated operational voltage	24 V DC
[Ui] rated insulation voltage	100 V DC

Complementary

[Sa] assured operating distance	8 mm
[Sar] assured tripping distance	20 mm
Maximum [Ie] rated operational current	100 mA
[Uimp] rated impulse withstand voltage	EN/IEC 60947-5-1 2.5 kV
Resistance across terminals	57 Ohm
Short-circuit protection	500 mA external cartridge fuse type gG (gl)
Contacts material	Rhodium
Electrical durability	1200000 cycles
Maximum switching voltage	100 V DC
Switching capacity in mA	5...100 mA
Insulation resistance	1000 MOhm
Breaking capacity	3 VA
Switching frequency	150 Hz
Safety level	Can reach category 4 with the appropriate monitoring system and correctly wired conforming to EN/ISO 13849-1 Can reach PL = e with the appropriate monitoring system and correctly wired conforming to EN/ISO 13849-1 Can reach SIL 3 with the appropriate monitoring system and correctly wired conforming to EN/IEC 61508
Safety reliability data	B10d = 50000000 value given for a life time of 20 years limited by mechanical or contact wear
Enclosure material	Thermoplastic PBT
Cable material	PVC
Depth	13 mm
Height	88 mm
Width	25 mm
Net weight	0.18 kg

The information provided in this documentation contains general descriptions and/or technical characteristics of the performance of the products contained herein. This documentation is not intended as a substitute for and is not to be used for determining suitability or reliability of these products for specific user applications. It is the duty of any such user or integrator to perform the appropriate and complete risk analysis, evaluation and testing of the products with respect to the relevant specific application or use thereof. Neither Schneider Electric Industries SAS nor any of its affiliates or subsidiaries shall be responsible or liable for misuse of the information contained herein.




Environment

Standards	EN/IEC 60204-1 UL 508 CSA C22.2 No 14 ISO 14119 EN/ISO 12100 EN/IEC 60947-5-1
Product certifications	CSA UL BG
Protective treatment	TH
Ambient air temperature for operation	-25...85 °C
Ambient air temperature for storage	-40...85 °C
Vibration resistance	10 gn (f= 10...150 Hz) conforming to IEC 60068-2-6
Shock resistance	30 gn for 11 ms conforming to IEC 60068-2-27
Maximum sensitivity to magnetic fields	0.3 mT
Electrical shock protection class	Class II conforming to EN/IEC 61140
IP degree of protection	IP67 conforming to IEC 60529

Packing Units

Package 1 Weight	0.114 kg
Package 1 Height	0.350 dm
Package 1 width	0.300 dm
Package 1 Length	1.700 dm

Offer Sustainability

REACH Regulation	 REACH Declaration
REACH free of SVHC	Yes
EU RoHS Directive	Pro-active compliance (Product out of EU RoHS legal scope)  EU RoHS Declaration
Toxic heavy metal free	Yes
Mercury free	Yes
RoHS exemption information	 Yes

Contractual warranty

Warranty	18 months
----------	-----------