



Main

Range of product	Harmony K
Product or component type	Complete cam switch
Component name	K2
[Ith] conventional free air thermal current	20 A
Product mounting	Front mounting
Fixing mode	Ø 22 mm hole
Cam switch head type	With front plate 45 x 45 mm
Type of operator	Black handle, length = 35 mm
Rotary handle padlocking	Without
Presentation of legend	With metallic legend, 2 - 0 - 1 black marking
Cam switch function	Changeover switch
Return	Without
Off position	With Off position
Poles description	1P
Switching positions	Right: 0° - 45° Left: 0° - 315°
IP degree of protection	IP65 conforming to IEC 529 IP65 conforming to NF C 20-010

Complementary

Switching angle	45 °
[Ui] rated insulation voltage	690 V (pollution degree 3) conforming to IEC 60947-1
[Ithe] conventional enclosed thermal current	16 A
Electrical durability	200000 Cycles AC-23 200000 Cycles AC-3 600000 Cycles AC-15 600000 cycles AC-21
Maximum operating rate	2.5 Cyc/Mn AC-21 2.5 Cyc/Mn AC-23 2.5 Cyc/Mn AC-3 8.333 cyc/mn AC-15
Short-circuit current	10000 A
Short-circuit protection	20 A cartridge fuse, type gG
[Uimp] rated impulse withstand voltage	4 kV in isolating function 6 kV conforming to IEC 947-1
Contact operation	Slow-break
Positive opening	With
Electrical connection	Captive screw clamp terminals flexible, clamping capacity: 2 x 1.5 mm ² Captive screw clamp terminals solid, clamping capacity: 1 x 2.5 mm ²
Mechanical durability	1000000 cycles
CAD overall width	45 mm
CAD overall height	50 mm
CAD overall depth	49 mm
Net weight	0.135 kg






Environment

Standards	EN 60947-3 for power circuit EN 60947-5-1 for control circuit IEC 60947-3 for power circuit IEC 60947-5-1 for control circuit CENELEC EN 50013
Product certifications	CSA 240 V 3 hp 3 phases 2 pole(s) UL 240 V 0.33 hp 1 phase 2 pole(s) CSA 240 V 1 hp 1 phase UL 240 V 1 hp 3 phases
Protective treatment	TC
Ambient air temperature for operation	-25...55 °C
Ambient air temperature for storage	-40...70 °C
Shock resistance	30 gn conforming to IEC 68-2-27
Vibration resistance	5 gn conforming to IEC 68-2-6 (f = 10...150 Hz)
Electrical shock protection class	Class II conforming to IEC 536 Class II conforming to NF C 20-030

Packing Units

Unit Type of Package 1	PCE
Number of Units in Package 1	1
Package 1 Weight	149 g
Package 1 Height	6.7 cm
Package 1 width	6.9 cm
Package 1 Length	11.3 cm

Offer Sustainability

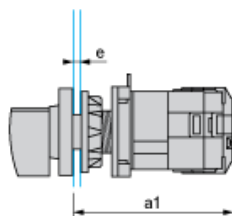
Sustainable offer status	Green Premium product
REACH Regulation	 REACH Declaration
REACH free of SVHC	Yes
EU RoHS Directive	Pro-active compliance (Product out of EU RoHS legal scope)  EU RoHS Declaration
Toxic heavy metal free	Yes
Mercury free	Yes
RoHS exemption information	 Yes
China RoHS Regulation	 China RoHS Declaration
Environmental Disclosure	 Product Environmental Profile
WEEE	The product must be disposed on European Union markets following specific waste collection and never end up in rubbish bins

Contractual warranty

Warranty	18 months
----------	-----------

Operating Head and Body with Plastic Base

Front Mounting by $\varnothing 22$ mm/0.87 in. Hole



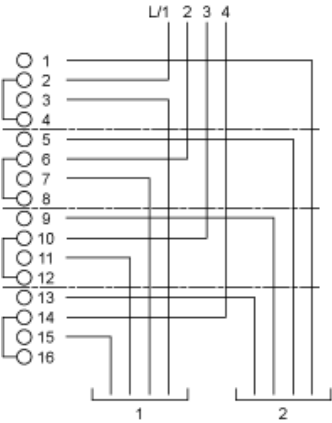
a1 70.5 mm/2.78 in.

e support panel thickness 1 mm to 6 mm./0.039 in. to 0.24 in.

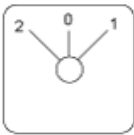
Link Positions (Factory Mounted)

Diagram for 1 to 4-pole Switches

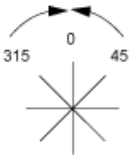
Select the number of poles according to the product characteristics.



Marking



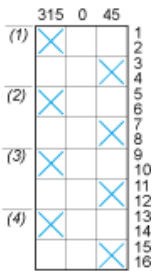
Angular Position of Switch



Switching Program

Diagram for 1 to 4-pole Switches


Select the number of poles according to the product characteristics.




- (1) 1-pole
- (2) 2-pole
- (3) 3-pole
- (4) 4-pole


Convention Used for Switching Program Representation

 Contact closed

 Contact closed in 2 positions and maintained between the 2 positions

 Sealed assembly for auto-maintain control

 Overlapping contacts

 Spring return position: for a switching angle of 90° , spring return is over 30° after the last position (for a maximum of 3 simultaneous contacts).

Example:

