


XB5FVB4C0

Pilot light, Harmony XB5, flush mounted
complete, 24 V, red cp grey



Main

| | |
|---------------------------------|----------------------------|
| Range of product | Harmony XB5 |
| Product or component type | Pilot light |
| Device short name | XB5F |
| Bezel material | Plastic colour plated grey |
| Fixing collar material | Plastic |
| Head type | Built-in-flush |
| Mounting diameter | 30.5 mm |
| Sale per indivisible quantity | 1 |
| Shape of signaling unit head | Round |
| Cap/operator or lens colour | Red |
| Operator additional information | With plain lens |
| Light source | Protected LED |
| Bulb base | Integral LED |
| Light source colour | Red |
| [Us] rated supply voltage | 24 V AC/DC at 50/60 Hz |
| Device presentation | Complete product |

Complementary

| | |
|--|---|
| Height | 42 mm |
| Width | 36.6 mm |
| Depth | 55 mm |
| Terminals description ISO n°1 | (X1-X2)PL |
| Net weight | 0.038 kg |
| Resistance to high pressure washer | 7000000 Pa at 55 °C, distance : 0.1 m |
| Connections - terminals | Screw clamp terminals, <= 2 x 1.5 mm ² with cable end conforming to EN/IEC 60947-1 Screw clamp terminals, 1 x 0.22...2 x 2.5 mm ² without cable end conforming to EN/IEC 60947-1 |
| [Ui] rated insulation voltage | 250 V (pollution degree 3) conforming to EN 60947-1 |
| [Uimp] rated impulse withstand voltage | EN 60947-1 4 kV |
| Signalling type | Steady |
| GCR BRIDGE | XB5FVCUST02 |
| Supply voltage limits | 19.2...30 V DC 21.6...26.4 V AC |
| Current consumption | 18 mA |
| Service life | 100000 h at rated voltage and 25 °C |
| Surge withstand | 1 kV conforming to IEC 61000-4-5 |

The information provided in this documentation contains general descriptions and/or technical characteristics of the products of the performance of the products contained herein. This documentation is not intended as a substitute for and is not to be used for determining suitability or reliability of these products for specific user applications. It is the duty of any such user or integrator to perform the appropriate and complete risk analysis, evaluation and testing of the products with respect to the relevant specific application or use thereof. Neither Schneider Electric Industries SAS nor any of its affiliates or subsidiaries shall be responsible or liable for misuse of the information contained herein.

Environment

| | |
|---------------------------------------|--|
| Protective treatment | TH |
| Ambient air temperature for storage | -40...70 °C |
| Ambient air temperature for operation | -40...70 °C |
| Overvoltage category | Class II conforming to IEC 60536 |
| IP degree of protection | IP66 conforming to IEC 60529 IP67 conforming to IEC 60529 |
| NEMA degree of protection | NEMA 13 NEMA 4X |
| IK degree of protection | IK03 conforming to IEC 50102 |
| Standards | JIS C8201-5-1 CSA C22.2 No 14 UL 508 EN/IEC 60947-1 EN/IEC 60947-5-4 EN/IEC 60947-5-1 JIS C8201-1 |
| Product certifications | UL listed CSA |
| Vibration resistance | 5 gn (f= 12...500 Hz) conforming to IEC 60068-2-6 |
| Shock resistance | 50 gn (duration = 18 ms) for half sine wave acceleration conforming to IEC 60068-2-27 30 gn (duration = 11 ms) for half sine wave acceleration conforming to IEC 60068-2-27 |
| Resistance to fast transients | 2 kV conforming to IEC 61000-4-4 |
| Resistance to electromagnetic fields | 10 V/m conforming to IEC 61000-4-3 |
| Electromagnetic compatibility | Electrostatic discharge - test level: 6 kV (on contact (on metal parts)) conforming to IEC 61000-4-2 Electrostatic discharge - test level: 8 kV (in free air (in insulating parts)) conforming to IEC 61000-4-2 Electromagnetic emission class B conforming to IEC 55011 |
| Resistance to electrostatic discharge | 6 KV on contact (on metal parts) conforming to IEC 61000-4-2 8 kV in free air (in insulating parts) conforming to IEC 61000-4-2 |
| Electromagnetic emission | Class B conforming to IEC 55011 |

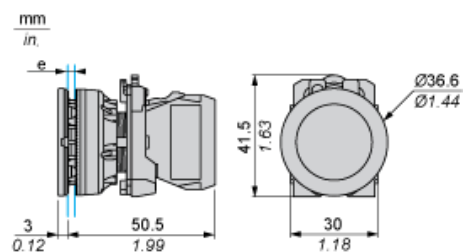
Packing Units

| | |
|------------------|----------|
| Package 1 Weight | 42.000 g |
| Package 1 Height | 8.600 cm |
| Package 1 width | 4.300 cm |
| Package 1 Length | 5.200 cm |

Offer Sustainability

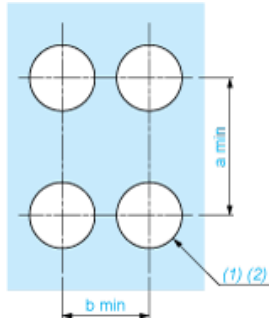
| | |
|----------------------------|--|
| REACH Regulation |  REACH Declaration |
| REACH free of SVHC | Yes |
| EU RoHS Directive | Pro-active compliance (Product out of EU RoHS legal scope)  EU RoHS Declaration |
| Mercury free | Yes |
| RoHS exemption information |  Yes |
| China RoHS Regulation |  China RoHS Declaration |
| WEEE | The product must be disposed on European Union markets following specific waste collection and never end up in rubbish bins |

Dimensions



e: Clamping thickness: 1 to 6 mm / 0.04 to 0.24 in.

Connection by Screw Clamp Terminals or Plug-in Connectors



(2) Ø30.75 mm recommended (Ø30.5₀^{+0.5}) / Ø1.21 in. recommended (Ø1.20 in.₀^{+0.0196})

| Connections | a in mm | a in in. | b in mm | b in in. |
|---|---------|----------|---------|----------|
| By screw clamp terminals or plug-in connector | 40 | 1.57 | 40 | 1.57 |
| By Faston connectors | 45 | 1.77 | 40 | 1.57 |

Electrical Composition Corresponding to Codes P1, P3, PF1, PR1 and PF2

Light block



Electrical Composition Corresponding to Code P4



Legend

Single contact



Double contact



Light block



Possible location

