



Main

Range of product	Preventa Safety automation
Product or component type	Preventa safety module
Safety module name	XPSAR
Safety module application	For emergency stop, switch and safety light curtain monitoring
Function of module	Emergency stop monitoring 1-channel wiring Monitoring of electro-sensitive protection equipment (ESPE) Monitoring of a movable guard Multiple emergency stop monitoring 2-channel wiring Emergency stop with 2 NC contacts monitoring 2-channel wiring Monitoring of a movable guard associated with 2 switches and automatic start
Safety level	Can reach PL e/category 4 conforming to EN/ISO 13849-1 Can reach SILCL 3 conforming to EN/IEC 62061
Safety reliability data	DC > 99 % conforming to EN/ISO 13849-1 MTTFd = 277.8 years conforming to EN/ISO 13849-1 PFHd = 2.22E-9 1/h conforming to EN/IEC 62061
Type of start	Configurable
Connections - terminals	Captive screw clamp terminals, 1 x 0.14...1 x 2.5 mm ² flexible with cable end, with double bezel Captive screw clamp terminals, 1 x 0.14...1 x 2.5 mm ² solid with cable end, with double bezel Captive screw clamp terminals, 1 x 0.25...1 x 1.5 mm ² flexible with cable end, with double bezel Captive screw clamp terminals, 1 x 0.25...1 x 2.5 mm ² flexible with cable end, with double bezel Captive screw clamp terminals, 2 x 0.14...2 x 0.75 mm ² flexible with cable end, with double bezel Captive screw clamp terminals, 2 x 0.14...2 x 0.75 mm ² solid with cable end, with double bezel Captive screw clamp terminals, 2 x 0.25...2 x 1 mm ² flexible with cable end, with double bezel Captive screw clamp terminals, 2 x 0.5...2 x 1.5 mm ² flexible with cable end, with double bezel
Output type	Relay instantaneous opening, 7 NO circuit(s), volt-free
Number of additional circuits	2 NC + 4 solid state outputs
[Us] rated supply voltage	24 V AC - 15...10 % 24 V DC - 15...10 %

Complementary

Synchronisation time between inputs	100 ms
Supply frequency	50/60 Hz
Maximum power consumption in W	4 W DC
Maximum power consumption in VA	7 VA AC
Input protection type	Internal, electronic
[Uc] control circuit voltage	24 V DC
Maximum line resistance	50 Ohm
Breaking capacity	360 VA holding AC-15 C300 relay output 3600 VA inrush AC-15 C300 relay output

The information provided in this documentation contains general descriptions and/or technical characteristics of the products of the products contained herein. This documentation is not intended as a substitute for and is not to be used for determining suitability or reliability of these products for specific user applications. It is the duty of any such user or integrator to perform the appropriate and complete risk analysis, evaluation and testing of the products with respect to the relevant specific application or use thereof. Neither Schneider Electric Industries SAS nor any of its affiliates or subsidiaries shall be responsible or liable for misuse of the information contained herein.

Breaking capacity	20 MA at 24 V 2 A at 24 V (DC-13) time constant: 50 ms for relay output
Output thermal current	10 A per relay for relay output
[Ith] conventional free air thermal current	40 A
Associated fuse rating	10 A fast blow for relay output conforming to EN/IEC 60947-5-1, DIN VDE 0660 part 200 6 A gG or gL for relay output conforming to EN/IEC 60947-5-1, DIN VDE 0660 part 200
Minimum output current	170 mA for relay output
Minimum output voltage	17 V for relay output
Maximum response time on input open	20 ms
[Ui] rated insulation voltage	300 V (pollution degree 2) conforming to IEC 60947-5-1 300 V (pollution degree 2) conforming to DIN VDE 0110 part 1
[Uimp] rated impulse withstand voltage	4 kV overvoltage category III conforming to IEC 60947-5-1 4 kV overvoltage category III conforming to DIN VDE 0110 part 1
Local signalling	4 LEDs
Current consumption	20 mA at 24 V DC on power supply
Mounting support	35 mm symmetrical DIN rail
Net weight	0.3 kg







Environment

Standards	EN/ISO 13850 EN/IEC 60947-5-1 EN/IEC 60204-1 EN 1088/ISO 14119
Product certifications	CSA UL TÜV
IP degree of protection	IP20 (terminals) conforming to EN/IEC 60529 IP40 (enclosure) conforming to EN/IEC 60529
Ambient air temperature for operation	-10...55 °C
Ambient air temperature for storage	-25...85 °C

Packing Units

Unit Type of Package 1	PCE
Number of Units in Package 1	1
Package 1 Weight	552 g
Package 1 Height	10.5 cm
Package 1 width	10.9 cm
Package 1 Length	12.6 cm
Unit Type of Package 2	S03
Number of Units in Package 2	12
Package 2 Weight	7.272 kg
Package 2 Height	30 cm
Package 2 width	30 cm
Package 2 Length	40 cm

Offer Sustainability

Sustainable offer status	Green Premium product
REACH Regulation	 REACH Declaration
EU RoHS Directive	Pro-active compliance (Product out of EU RoHS legal scope)  EU RoHS Declaration
Mercury free	Yes
RoHS exemption information	 Yes
China RoHS Regulation	 China RoHS Declaration
Environmental Disclosure	 Product Environmental Profile
Circularity Profile	 End Of Life Information

WEEE	The product must be disposed on European Union markets following specific waste collection and never end up in rubbish bins
PVC free	Yes
Contractual warranty	
Warranty	18 months

Dimensions

