



Main

Range of product	Harmony Timer Relays
Product or component type	Star-delta relay
Discrete output type	Relay
Device short name	RE22
Nominal output current	8 A

Complementary

Contacts type and composition	1 C/O timed contact
Time delay type	Q
Time delay range	1...10 min 6...60 s 0.1...1 s 1...10 h 1...10 s 6...60 min 10...100 h
Control type	Rotary knob front panel
[Us] rated supply voltage	24...240 V AC 24 V DC
Voltage range	0.85...1.1 Us
Supply frequency	50...60 Hz +/- 5 %
Connections - terminals	Screw terminals, 2 x 1.5 mm ² with cable end Screw terminals, 2 x 2.5 mm ² without cable end
Tightening torque	0.6...1 N.m conforming to IEC 60947-1
Housing material	Self-extinguishing
Repeat accuracy	+/- 0.5 % conforming to IEC 61812-1
Temperature drift	+/- 0.05 %/°C
Voltage drift	+/- 0.2 %/V
Setting accuracy of time delay	+/- 10 % of full scale at 25 °C conforming to IEC 61812-1
Control signal pulse width	30 Ms 100 ms under load
Insulation resistance	100 MOhm at 500 V DC conforming to IEC 60664-1
Recovery time	120 ms on de-energisation
Immunity to microbreaks	10 ms
Power consumption in VA	50 VA at 240 V AC
Power consumption in W	0.7 W at 24 V DC
Breaking capacity	2000 VA
Minimum switching current	10 mA at 5 V
Maximum switching current	8 mA
Maximum switching voltage	250 V
Electrical durability	100000 cycles for resistive load, 8 A at 250 V, AC
Mechanical durability	10000000 cycles
Rated impulse withstand voltage	5 kV for 1.2...50 µs conforming to IEC 60664-1 5 kV conforming to IEC 61812-1

Power on delay	100 ms
Safety reliability data	MTTFd = 182.6 years B10d = 170000
Mounting position	Any position in relation to normal vertical mounting plane
Mounting support	35 mm DIN rail conforming to EN/IEC 60715
Status LED	LED green (flashing) for timing in progress LED green (steady) for power ON LED yellow for relay energised
Width	22.5 mm
Net weight	0.086 kg

Environment

Dielectric strength	2.5 kV for 1 mA/1 minute at 50 Hz conforming to IEC 61812-1
Standards	EN 61000-6-4 EN 61000-6-2 EN 61000-6-3 EN 61000-6-1 IEC 61812-1
Directives	2006/95/EC - low voltage directive 2004/108/EC - electromagnetic compatibility
Product certifications	CSA EAC RCM CE CCC GL CULus
Ambient air temperature for operation	-20...60 °C
Ambient air temperature for storage	-30...60 °C
IP degree of protection	IP40 housing: conforming to IEC 60529 IP20 terminal block: conforming to IEC 60529 IP40 front face: conforming to IEC 60529
Vibration resistance	20 m/s ² (f= 10...150 Hz) conforming to IEC 60068-2-6
Shock resistance	15 gn for 11 ms conforming to IEC 60068-2-27
Relative humidity	93 %, without condensation conforming to IEC 60068-2-30
Electromagnetic compatibility	Electrostatic discharge immunity test - test level: 6 kV level 3 (contact discharge) conforming to EN/IEC 61000-4-2 Electrostatic discharge immunity test - test level: 8 kV level 3 (air discharge) conforming to EN/IEC 61000-4-2 Fast transients immunity test - test level: 1 kV level 3 (capacitive connecting clip) conforming to IEC 61000-4-4 Fast transients immunity test - test level: 2 kV level 3 (direct contact) conforming to IEC 61000-4-4 Surge immunity test - test level: 1 kV level 3 (differential mode) conforming to IEC 61000-4-5 Surge immunity test - test level: 2 kV level 3 (common mode) conforming to IEC 61000-4-5 Radiated radio-frequency electromagnetic field immunity test - test level: 10 V level 3 (0.15...80 MHz) conforming to IEC 61000-4-6 Electromagnetic field immunity test - test level: 10 V/m level 3 (80 MHz...1 GHz) conforming to IEC 61000-4-3 Immunity to microbreaks and voltage drops - test level: 30 % (500 ms) conforming to IEC 61000-4-11 Immunity to microbreaks and voltage drops - test level: 100 % (20 ms) conforming to IEC 61000-4-11 Conducted and radiated emissions class B conforming to EN 55022

Packing Units

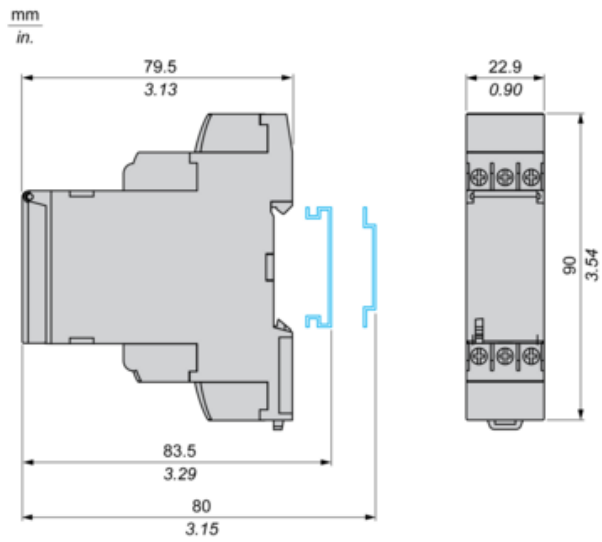
Unit Type of Package 1	PCE
Number of Units in Package 1	1
Package 1 Weight	98 g
Package 1 Height	2.6 cm
Package 1 width	8.2 cm
Package 1 Length	9.6 cm
Unit Type of Package 2	S02
Number of Units in Package 2	40

Package 2 Weight	4.309 kg
Package 2 Height	15 cm
Package 2 width	30 cm
Package 2 Length	40 cm

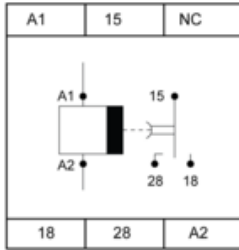
Offer Sustainability

Sustainable offer status	Green Premium product
REACH Regulation	REACH Declaration
EU RoHS Directive	Pro-active compliance (Product out of EU RoHS legal scope) EU RoHS Declaration
Mercury free	Yes
RoHS exemption information	Yes
China RoHS Regulation	China RoHS Declaration
Environmental Disclosure	Product Environmental Profile
Circularity Profile	End Of Life Information

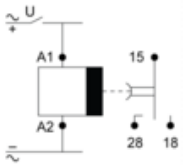
Dimensions



Internal Wiring Diagram



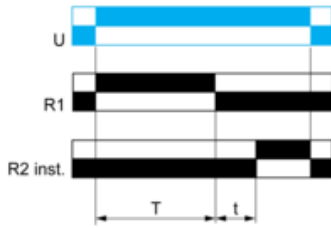
Wiring Diagram



Star-delta Timing Relay

Description

After power-up, the star contact closes instantly and timing T starts, At the end of timing period, the star contact opens.
 After a t ms pause, the delta contact closes and remains in this position.



t : 20, 40, 60, 80, 100, 120, 140 ms

Legend

- Relay de-energised
- Relay energised
- Output open
- Output closed

R1 :	Star contact output
R2 :	Delta contact output
T :	Timing period
t :	Delay to switch ON Delta contact output
U :	Supply