



## Main

Range of product	Harmony Electromechanical Relays
Series name	Interface relay
Product or component type	Plug-in relay
Device short name	RSB
Contacts type and composition	2 C/O
Contact operation	Standard
[the] conventional enclosed thermal current	8 A at -40...40 °C
Status LED	Without
Control type	Without push-button

## Complementary

Shape of pin	Flat
Average coil resistance	1440 Ohm network: DC at 20 °C +/- 10 %
[Ue] rated operational voltage	19.2...26.4 V DC
[Ui] rated insulation voltage	400 V conforming to EN/IEC 60947
[Uimp] rated impulse withstand voltage	3.6 kV IEC 61000-4-5
Contacts material	Silver alloy (Ag/Ni)
[Ie] rated operational current	4 A (AC-1/DC-1) NC conforming to IEC 8 A (AC-1/DC-1) NO conforming to IEC
Minimum switching current	5 mA
Maximum switching voltage	300 V DC 400 V AC
Minimum switching voltage	5 V
Maximum switching capacity	2000 VA AC 224 W DC
Resistive rated load	8 A at 250 V AC 8 A at 28 V DC
Minimum switching capacity	300 mW at 5 mA
Operating rate	<= 600 cycles/hour under load <= 72000 cycles/hour no-load
Mechanical durability	30000000 cycles
Electrical durability	100000 Cycles, 8 A at 250 V, AC-1 NO 100000 cycles, 4 A at 250 V, AC-1 NC
Operating time	4 ms between coil de-energisation and making of the Off-delay contact 9 ms between coil energisation and making of the On-delay contact
Marking	CE
Average coil consumption	0.45 W DC
Drop-out voltage threshold	>= 0.1 U <sub>c</sub> DC
Safety reliability data	B10d = 100000
Protection category	RT I
Operating position	Any position
Sale per indivisible quantity	10
Device presentation	Complete product

## Environment

Dielectric strength	1000 V AC between contacts 2500 V AC between poles 5000 V AC between coil and contact
Standards	EN/IEC 61810-1 UL 508 CSA C22.2 No 14
Product certifications	GOST UL CSA
Ambient air temperature for storage	-40...85 °C
Vibration resistance	+/- 1 mm (f= 10...55 Hz) conforming to EN/IEC 60068-2-6
IP degree of protection	IP40 conforming to EN/IEC 60529
Shock resistance	10 gn (duration = 11 ms) for not operating conforming to EN/IEC 60068-2-27 5 gn (duration = 11 ms) for in operation conforming to EN/IEC 60068-2-27
Ambient air temperature for operation	-40...70 °C (AC) -40...85 °C (DC)

## Packing Units

Unit Type of Package 1	PCE
Number of Units in Package 1	1
Package 1 Weight	60 g
Package 1 Height	7.5 cm
Package 1 width	10.5 cm
Package 1 Length	34 cm
Unit Type of Package 2	BB1
Number of Units in Package 2	20
Package 2 Weight	1.21 kg
Package 2 Height	7.5 cm
Package 2 width	10.5 cm
Package 2 Length	34 cm

## Offer Sustainability

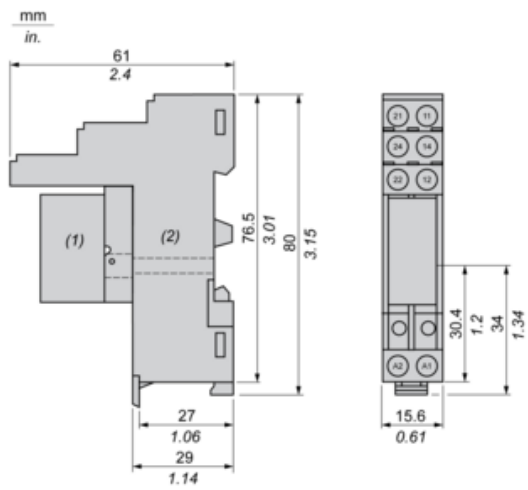
EU RoHS Directive	Pro-active compliance (Product out of EU RoHS legal scope) <a href="#">EU RoHS Declaration</a>
Toxic heavy metal free	Yes
Mercury free	Yes
RoHS exemption information	<a href="#">Yes</a>
China RoHS Regulation	<a href="#">China RoHS Declaration</a>
Environmental Disclosure	<a href="#">Product Environmental Profile</a>
WEEE	The product must be disposed on European Union markets following specific waste collection and never end up in rubbish bins

## Contractual warranty

Warranty	18 months
----------	-----------

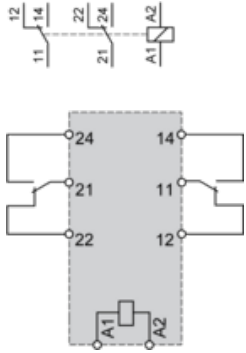
Dimensions

Relay Complete with Socket



- (1) Relays
- (2) Socket

## Wiring Diagram

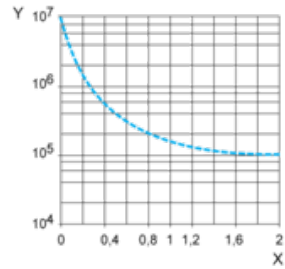


NOTE: For DC input, A1 have to be +, otherwise it would short circuit from protection module

Electrical Durability of Contacts

Durability (inductive load) = durability (resistive load) x reduction coefficient.

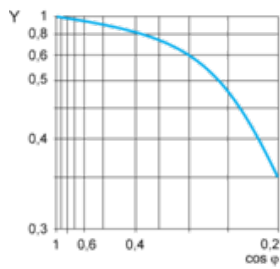
Resistive AC load



X Switching capacity (kVA)

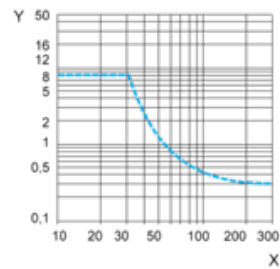
Y Durability (Number of operating cycles)

Reduction coefficient for inductive AC load (depending on power factor  $\cos \phi$ )



Y Reduction coefficient (A)

Maximum switching capacity on resistive DC load



X Voltage DC

Y Current DC

Note : These are typical curves, actual durability depends on load, environment, duty cycle, etc.