



### Main

Range	Multi9
Product name	Multi9 C60
Product or component type	Miniature circuit-breaker
Device short name	C60N
Device application	Distribution
Poles description	1P
Number of protected poles	1
[In] rated current	10 A at 50 °C conforming to EN/IEC 60947-2
Network type	DC AC
Trip unit technology	Thermal-magnetic
Curve code	D
Breaking capacity	15 kA Icu at ≤ 72 V DC conforming to EN/IEC 60947-2 10 kA Icu at 240 V AC 50/60 Hz between phase and neutral conforming to EN/IEC 60947-2 3 kA Icu at 415 V AC 50/60 Hz between phase and neutral conforming to EN/IEC 60947-2
Utilisation category	Category A conforming to EN/IEC 60947-2
Suitability for isolation	Yes conforming to EN/IEC 60947-2
Standards	EN/IEC 60947-2
Product certifications	EAC[RETURN]KC[RETURN]CCC

### Complementary

Network frequency	50/60 Hz
[Ue] rated operational voltage	240 V AC 50/60 Hz between phase and neutral 415 V AC 50/60 Hz between phase and neutral ≤ 72 V DC
Magnetic tripping limit	12 x In +/- 20 % AC 17 x In +/- 20 % DC
[Ics] rated service breaking capacity	7.5 kA 75 % conforming to EN/IEC 60947-2 - 240 V AC 50/60 Hz 2.25 kA 75 % conforming to EN/IEC 60947-2 - 415 V AC 50/60 Hz 15 kA 100 % conforming to EN/IEC 60947-2 - ≤ 72 V DC
Limitation class	3
[Ui] rated insulation voltage	500 V AC 50/60 Hz conforming to EN/IEC 60947-2
[Uimp] rated impulse withstand voltage	6 kV conforming to EN/IEC 60947-2
Contact position indicator	Yes
Control type	Toggle
Local signalling	ON/OFF indication
Mounting mode	Clip-on
Mounting support	DIN rail
9 mm pitches	2
Height	81 mm
Width	18 mm
Depth	72 mm
Net weight	0.12 kg
Colour	Grey

Mechanical durability	20000 cycles
Electrical durability	10000 cycles
Provision for padlocking	Padlockable
Connections - terminals	Tunnel type terminal (top or bottom)1...25 mm <sup>2</sup> - rigid Tunnel type terminal (top or bottom)1...25 mm <sup>2</sup> - flexible Tunnel type terminal (top or bottom)1...25 mm <sup>2</sup> - flexible with ferrule
Wire stripping length	14 mm for top or bottom connection
Tightening torque	2 N.m top or bottom
Earth-leakage protection	Separate block





## Environment

Heat dissipation	1.8 W at 240 V - 10 A
IP degree of protection	IP20 conforming to IEC 60529 IP40 (modular enclosure) conforming to IEC 60529
Pollution degree	3 conforming to EN/IEC 60947-2
Overvoltage category	IV
Tropicalisation	2 conforming to IEC 60068-1
Relative humidity	95 % at 55 °C
Ambient air temperature for operation	-30...70 °C
Ambient air temperature for storage	-40...80 °C

## Packing Units

Unit Type of Package 1	PCE
Number of Units in Package 1	1
Package 1 Height	7.500 cm
Package 1 Width	1.800 cm
Package 1 Length	8.500 cm
Package 1 Weight	102 g
Unit Type of Package 2	BB1
Number of Units in Package 2	12
Package 2 Height	8.200 cm
Package 2 Width	8.700 cm
Package 2 Length	22.000 cm
Package 2 Weight	1.264 kg
Unit Type of Package 3	S03
Number of Units in Package 3	144
Package 3 Height	30.000 cm
Package 3 Width	30.000 cm
Package 3 Length	40.000 cm
Package 3 Weight	15.778 kg

## Offer Sustainability

Sustainable offer status	Green Premium product
REACH Regulation	 <a href="#">REACH Declaration</a>
EU RoHS Directive	Compliant with Exemptions
Mercury free	Yes
China RoHS Regulation	 <a href="#">China RoHS Declaration</a>
RoHS exemption information	 <a href="#">Yes</a>
Environmental Disclosure	 <a href="#">Product Environmental Profile</a>
Circularity Profile	No need of specific recycling operations
WEEE	The product must be disposed on European Union markets following specific waste collection and never end up in rubbish bins
Halogen content performance	Halogen free product