

# LZ7H6X5BD

TeSys, Ultra compact starter, TeSys Hybrid,  
Safe Torque Off, 3P, 500VAC, 3kW at 400V,  
24VDC



## Main

Range	TeSys
Product name	TeSys Hybrid
Device short name	LZ7H
Product or component type	Ultra-compact starter
Motor starter type	Direct on line
Poles description	3P
[Ue] rated operational voltage	500 V AC
[Ie] rated operational current	6.5 A at 500 V AC-53A 9 A at 500 V AC-51 5 A at 500 V AC-53A mounting side by side 7 A at 500 V AC-51 mounting side by side
Thermal protection adjustment range	1.5...9 A
Motor power kW	1.5 KW at 220 V AC 0.65 1.5 KW at 230 V AC 0.65 2.2 KW at 380 V AC 0.65 3 KW at 400 V AC 0.65 3 KW at 415 V AC 0.65 3 KW at 440 V AC 0.65 3 kW at 500 V AC 0.65
Motor power hp	1 Hp at 200 V AC 1.5 Hp at 230 V AC 3 hp at 460 V AC
[Uc] control circuit voltage	24 V DC
Safety level	SIL 3 conforming to IEC 61508-1 stop function PL = e conforming to ISO 13849-1 stop function SIL 2 conforming to IEC 61508-1 motor protection
Safety reliability data	MTTFd = 517 years stop function SFF = 99 % stop function SFF = 99 % motor protection MTTFd = 447 years motor protection PFHd = 2.40E-9 1/h stop function
Thermal overload class	Class 10A conforming to IEC 60947-4-2

## Complementary

Auxiliary contact composition	1 C/O fault signalling
Control circuit voltage limits	19.2...30 V DC
Current consumption	<= 40 mA at 24 V DC
Reset	Manual Electrical reset
Electrical durability	30 Mcycles
Maximum operating rate	120 Cyc/Mn AC-51 50 % ON 6 cyc/mn AC-53A 50 % ON
Mounting mode	By clips
Mounting support	DIN rail
Connections - terminals	Screw clamp terminals 1 cable(s) 0.2...2.5 mm <sup>2</sup> - rigid Screw clamp terminals 1 cable(s) 0.25...2.5 mm <sup>2</sup> - flexible - with cable end Screw clamp terminals 1 cable(s) 0.2...2.5 mm <sup>2</sup> - flexible - without cable end
Tightening torque	0.5...0.6 N.m flat Ø 2.5 mm screwdriver 3 mm

The information provided in this documentation contains general descriptions and/or technical characteristics of the products of the performance of the products contained herein. This documentation is not intended as a substitute for and is not to be used for determining suitability or reliability of these products for specific user applications. It is the duty of any such user or integrator to perform the appropriate and complete risk analysis, evaluation and testing of the products with respect to the relevant specific application or use thereof. Neither Schneider Electric Industries SAS nor any of its affiliates or subsidiaries shall be responsible or liable for misuse of the information contained herein.

Certifications	ATEX as associated device for motor protection in zones 1 and 21 CE CULus
Standards	UL 60947-4-1 IEC 60947-4-2
[Ui] rated insulation voltage	500 V AC 50/60 Hz
[Uimp] rated impulse withstand voltage	6 kV
Pollution degree	2
Width	22.5 mm
Height	99 mm
Depth	114.5 mm
Net weight	212 g





## Environment

IP degree of protection	IP20
Protective treatment	TC
Ambient air temperature for operation	-25...30 °C without derating 30...70 °C with derating
Ambient air temperature for storage	-40...80 °C

## Packing Units

Unit Type of Package 1	PCE
Number of Units in Package 1	1
Package 1 Height	3.6 cm
Package 1 Width	11.7 cm
Package 1 Length	11.9 cm
Package 1 Weight	255.0 g
Unit Type of Package 2	S01
Number of Units in Package 2	10
Package 2 Height	15.0 cm
Package 2 Width	15.0 cm
Package 2 Length	40.0 cm
Package 2 Weight	2.718 kg

## Offer Sustainability

REACH Regulation	 <a href="#">REACH Declaration</a>
REACH free of SVHC	Yes
EU RoHS Directive	Compliant  <a href="#">EU RoHS Declaration</a>
Toxic heavy metal free	Yes
Mercury free	Yes
China RoHS Regulation	 <a href="#">China RoHS Declaration</a>
RoHS exemption information	 <a href="#">Yes</a>
WEEE	The product must be disposed on European Union markets following specific waste collection and never end up in rubbish bins