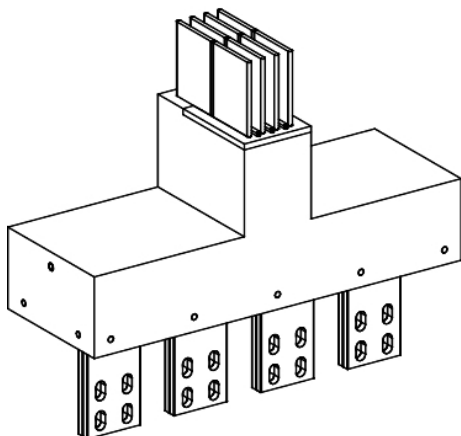


# KRA1600ER33

Straight feed unit, Canalis KRA, aluminium, 1600A, 3L, made to measure dimensions, flat connection pads, grey RAL7030



## Main

Range	Canalis
Product name	KR
Product or component type	Straight feeder trunking
Device short name	KRA
Product specific application	Healthcare Oil and gas Real estate and office buildings Mining minerals and metals Enterprise data centres Water and waste water
Device application	Feeder length
Supply	Oil-immersed transformer Switchboard
Material	Aluminium
[Ie] rated operational current	1600 A at 35 °C
Busbar/connection pads direction type	Edgewise to perpendicular
Short-circuit level	Standard version

## Complementary

Housing material	Mineral epoxy resin
Contacts material	Tinned aluminium
[Ue] rated operational voltage	1000 V
Network frequency	50/60 Hz
[Ui] rated insulation voltage	1000 V
[Icw] rated short-time withstand current	53 kA
[Ipk] rated peak withstand current	117 kA
Radiated magnetic field	17.3 mT
Thermal stress limit	2809000 kA <sup>2</sup> .s
Maximum voltage drop	<0.0062 V with power factor = 1 at 50 Hz with 1A for 100 m long <0.0091 V with power factor = 0.9 at 50 Hz with 1A for 100 m long <0.0098 V with power factor = 0.8 at 50 Hz with 1A for 100 m long <0.0101 V with power factor = 0.7 at 50 Hz with 1A for 100 m long
Mounting location	Indoor Outdoor
Busbar incoming	Vertical
Polarity	3L
Product certifications	CE[RETURN]EAC[RETURN]ATEX
Standards	IEC 61439-6
Dimension type	Made to measure
Colour	Grey (RAL 7030)
Linear load	43 kg/m

The information provided in this documentation contains general descriptions and/or technical characteristics of the performance of the products contained herein. This documentation is not intended as a substitute for and is not to be used for determining suitability or reliability of these products for specific user applications. It is the duty of any such user or integrator to perform the appropriate and complete risk analysis, evaluation and testing of the products with respect to the relevant specific application or use thereof. Neither Schneider Electric Industries SAS nor any of its affiliates or subsidiaries shall be responsible or liable for misuse of the information contained herein.




## Environment

IP degree of protection	IP68 conforming to IEC 60529
IK degree of protection	IK10 conforming to IEC 62262
Pollution degree	3
Fire resistance	760 °C 180 min conforming to IEC 60331-1
Derating factor	0...35 °C (100 % of In) 35...40 °C (96 % of In) 40...45 °C (89 % of In) 45...50 °C (84 % of In) 50...55 °C (78 % of In)
Operating altitude	1000 m 100 % of In (indoor) 2000 m 99 % of In (indoor) 3000 m 96 % of In (indoor) 4000 m 90 % of In (indoor) 1000 m 98 % of In (outdoor) 2000 m 94 % of In (outdoor) 3000 m 89 % of In (outdoor) 4000 m 83 % of In (outdoor)
Environmental characteristic	EMC directive conforming to IEC 61439-6

## Packing Units

Unit Type of Package 1	PCE
Number of Units in Package 1	1
Package 1 Height	19.0 cm
Package 1 Width	50.0 cm
Package 1 Length	120.0 cm
Package 1 Weight	76.755 kg

## Offer Sustainability

Sustainable offer status	Green Premium product
REACH Regulation	<a href="#"> REACH Declaration</a>
REACH free of SVHC	Yes
EU RoHS Directive	Compliant <a href="#"> EU RoHS Declaration</a>
Toxic heavy metal free	Yes
Mercury free	Yes
China RoHS Regulation	<a href="#"> China RoHS Declaration</a>
RoHS exemption information	<a href="#"> Yes</a>
Environmental Disclosure	<a href="#"> Product Environmental Profile</a>
Circularity Profile	<a href="#"> End Of Life Information</a>
WEEE	The product must be disposed on European Union markets following specific waste collection and never end up in rubbish bins
Halogen content performance	Halogen free product