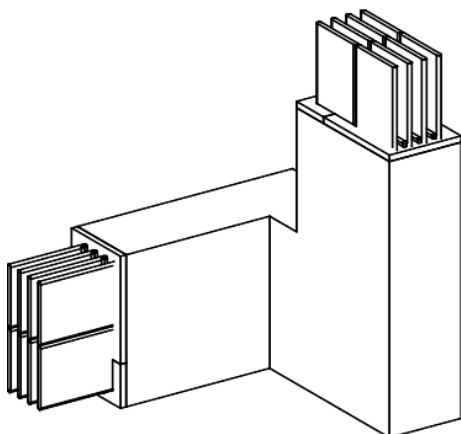


KRA1000CP31

Edgewise and flat zed unit, Canalis KRA, aluminium, 1000A, 3L, made to measure, grey RAL7030



Main

Range	Canalis
Product name	KR
Product or component type	Multiple elbow
Device short name	KRA
Product specific application	Healthcare Real estate and office buildings Oil and gas Water and waste water Mining minerals and metals Enterprise data centres
Device application	Change direction
Material	Aluminium
[Ie] rated operational current	1000 A at 35 °C
Polarity	3L
Short-circuit level	Standard version

Complementary

Housing material	Mineral epoxy resin
Contacts material	Tinned aluminium
[Ue] rated operational voltage	1000 V
Network frequency	50/60 Hz
[Ui] rated insulation voltage	1000 V
[Icw] rated short-time withstand current	27 kA
[Ipk] rated peak withstand current	56 kA
Radiated magnetic field	12.42 mT
Thermal stress limit	729000 kA².s
Maximum voltage drop	<0.016 V with power factor = 0.8 at 50 Hz with 1A for 100 m long <0.0128 V with power factor = 1 at 50 Hz with 1A for 100 m long <0.0157 V with power factor = 0.9 at 50 Hz with 1A for 100 m long <0.0158 V with power factor = 0.7 at 50 Hz with 1A for 100 m long
Linear resistance	L: R20 20 °C= 0.06 mΩ/m L: R1 35 °C= 0.074 mΩ/m at Inc and 50 Hz L: X1 35 °C= 0.055 mΩ/m at Inc and 50 Hz L: Z1 35 °C= 0.094 mΩ/m at Inc and 50 Hz
Mounting location	Outdoor Indoor
Product certifications	EAC[RETURN]ATEX[RETURN]CE
Standards	IEC 61439-6
Width	100 mm
Height	110 mm
Colour	Grey (RAL 7030)
Length	Direction 1: 300...700 mm Direction 2: 350...700 mm Direction 3: 105...700 mm
Linear load	26 kg/m

The information provided in this documentation contains general descriptions and/or technical characteristics of the performance of the products contained herein. This documentation is not intended as a substitute for and is not to be used for determining suitability or reliability of these products for specific user applications. It is the duty of any such user or integrator to perform the appropriate and complete risk analysis, evaluation and testing of the products with respect to the relevant specific application or use thereof. Neither Schneider Electric Industries SAS nor any of its affiliates or subsidiaries shall be responsible or liable for misuse of the information contained herein.







Environment

IP degree of protection	IP68 conforming to IEC 60529
IK degree of protection	IK10 conforming to IEC 62262
Pollution degree	3
Fire resistance	760 °C 180 min conforming to IEC 60331-1
Derating factor	0...35 °C (100 % of In) 35...40 °C (96 % of In) 40...45 °C (89 % of In) 45...50 °C (84 % of In) 50...55 °C (78 % of In)
Operating altitude	1000 m 100 % of In (indoor) 2000 m 99 % of In (indoor) 3000 m 96 % of In (indoor) 4000 m 90 % of In (indoor) 1000 m 98 % of In (outdoor) 2000 m 94 % of In (outdoor) 3000 m 89 % of In (outdoor) 4000 m 83 % of In (outdoor)
Environmental characteristic	EMC directive conforming to IEC 61439-6

Packing Units

Unit Type of Package 1	PCE
Number of Units in Package 1	1
Package 1 Height	40.0 cm
Package 1 Width	50.0 cm
Package 1 Length	50.0 cm
Package 1 Weight	38.22 kg

Offer Sustainability

Sustainable offer status	Green Premium product
REACH Regulation	 REACH Declaration
REACH free of SVHC	Yes
EU RoHS Directive	Compliant  EU RoHS Declaration
Toxic heavy metal free	Yes
Mercury free	Yes
China RoHS Regulation	 China RoHS Declaration
RoHS exemption information	 Yes
Environmental Disclosure	 Product Environmental Profile
Circularity Profile	 End Of Life Information
WEEE	The product must be disposed on European Union markets following specific waste collection and never end up in rubbish bins
Halogen content performance	Halogen free product