

K30H014UP

Cam changeover switch, Harmony K, front mounting, plastic, 4 poles, 30°, 32A, 64x64mm, marked 1/2



Main

Range of product	Harmony K
Product or component type	Complete cam switch
Component name	K30
[I _{th}] conventional free air thermal current	32 A
Mounting location	Front
Fixing mode	4 holes
Cam switch head type	With front plate 64 x 64 mm
Type of operator	Black handle
Rotary handle padlocking	Without
Presentation of legend	With metallic legend, 1 - 2 black marking
Cam switch function	Changeover switch
Return	Without
Off position	Without Off position
Poles description	4P
Switching positions	Right: 30° Left: 330°
IP degree of protection	IP40 conforming to IEC 60529

Complementary

Switching angle	30 °
[U _i] rated insulation voltage	690 V (pollution degree 3) conforming to IEC 60947-1
Short-circuit current	5000 A
Short-circuit protection	50 A cartridge fuse, type gG
[U _{imp}] rated impulse withstand voltage	6 kV conforming to EN 947-1 6 kV conforming to IEC 947-1
Contact operation	Slow-break
Positive opening	With
Electrical connection	Captive screw clamp terminals flexible, clamping capacity: 2 x 4 mm ² Captive screw clamp terminals solid, clamping capacity: 2 x 6 mm ²
Tightening torque	1.2 N.m

Switching capacity in mA	11000 mA DC at 120 V 2 contact(s) for inductive load (T = 50 ms) 11000 mA DC at 180 V 3 contact(s) for inductive load (T = 50 ms) 11000 mA DC at 60 V 1 contact(s) for inductive load (T = 50 ms) 1200 mA DC at 220 V 1 contact(s) for resistive load (T = 1 ms) 1200 mA DC at 440 V 2 contact(s) for resistive load (T = 1 ms) 1200 mA DC at 660 V 3 contact(s) for resistive load (T = 1 ms) 16000 mA DC at 140 V 3 contact(s) for inductive load (T = 50 ms) 16000 mA DC at 48 V 1 contact(s) for inductive load (T = 50 ms) 16000 mA DC at 95 V 2 contact(s) for inductive load (T = 50 ms) 23000 mA DC at 120 V 2 contact(s) for resistive load (T = 1 ms) 23000 mA DC at 180 V 3 contact(s) for resistive load (T = 1 ms) 23000 mA DC at 60 V 1 contact(s) for resistive load (T = 1 ms) 25000 mA DC at 30 V 1 contact(s) for inductive load (T = 50 ms) 25000 mA DC at 60 V 2 contact(s) for inductive load (T = 50 ms) 25000 mA DC at 90 V 3 contact(s) for inductive load (T = 50 ms) 3200 mA DC at 110 V 1 contact(s) for inductive load (T = 50 ms) 3200 mA DC at 220 V 2 contact(s) for inductive load (T = 50 ms) 3200 mA DC at 330 V 3 contact(s) for inductive load (T = 50 ms) 32000 mA DC at 140 V 3 contact(s) for resistive load (T = 1 ms) 32000 mA DC at 24 V 1 contact(s) for inductive load (T = 50 ms) 32000 mA DC at 24 V 1 contact(s) for resistive load (T = 1 ms) 32000 mA DC at 48 V 1 contact(s) for resistive load (T = 1 ms) 32000 mA DC at 48 V 2 contact(s) for inductive load (T = 50 ms) 32000 mA DC at 48 V 2 contact(s) for resistive load (T = 1 ms) 32000 mA DC at 70 V 3 contact(s) for inductive load (T = 50 ms) 32000 mA DC at 70 V 3 contact(s) for resistive load (T = 1 ms) 32000 mA DC at 95 V 2 contact(s) for resistive load (T = 1 ms) 400 mA DC at 440 V 1 contact(s) for resistive load (T = 1 ms) 400 mA DC at 660 V 2 contact(s) for resistive load (T = 1 ms) 6500 mA DC at 110 V 1 contact(s) for resistive load (T = 1 ms) 6500 mA DC at 220 V 2 contact(s) for resistive load (T = 1 ms) 6500 mA DC at 330 V 3 contact(s) for resistive load (T = 1 ms)
Mechanical durability	300000 cycles
CAD overall width	64 mm
CAD overall height	64 mm
CAD overall depth	119 mm
Net weight	0.485 kg

Environment

Standards	IEC 60947-3
Product certifications	CULus 120 V 2 hp 1 phase CULus 240 V 5 hp 1 phase CULus 240 V 5 hp 3 phases CULus 480 V 20 hp 3 phases
Protective treatment	TC
Ambient air temperature for operation	-25...55 °C
Ambient air temperature for storage	-40...70 °C
Overvoltage category	Class II conforming to IEC 60536 Class II conforming to NF C 20-030

Packing Units

Unit Type of Package 1	PCE
Number of Units in Package 1	1
Package 1 Height	7.2 cm
Package 1 Width	7.2 cm
Package 1 Length	13.8 cm
Package 1 Weight	325.0 g
Unit Type of Package 2	S03
Number of Units in Package 2	30
Package 2 Height	30.0 cm
Package 2 Width	30.0 cm
Package 2 Length	40.0 cm
Package 2 Weight	10.463 kg

Offer Sustainability

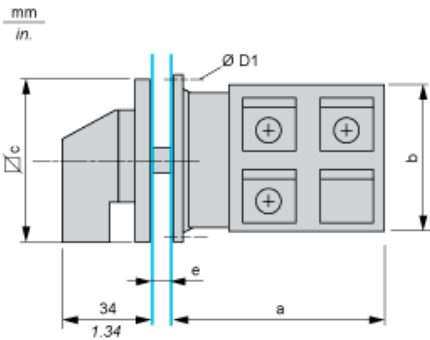
REACH Regulation	 REACH Declaration
REACH free of SVHC	Yes
EU RoHS Directive	Pro-active compliance (Product out of EU RoHS legal scope)  EU RoHS Declaration
Toxic heavy metal free	Yes
Mercury free	Yes
China RoHS Regulation	 China RoHS Declaration
RoHS exemption information	 Yes
WEEE	The product must be disposed on European Union markets following specific waste collection and never end up in rubbish bins

Contractual warranty

Warranty	18 months
----------	-----------

Dimensions

Front Mounting

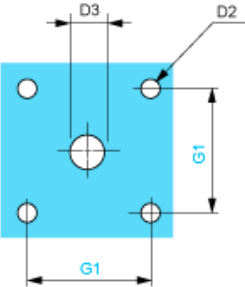


e support panel thickness 0.5 to 5.5 mm / 0.02 to 0.22 in in.

a		b		c		D1	
mm	in.	mm	in.	mm	in.	mm	in.
79.1	3.11	58	2.28	64	2.52	4.1	0.16

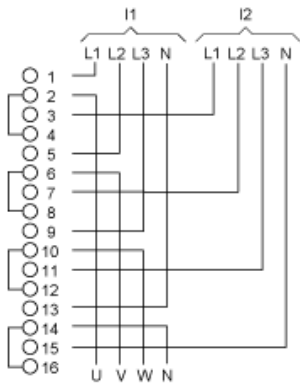
Panel Cut-Out

Front Mounting



D2		D3		G1	
mm	in.	mm	in.	mm	in.
4.5	0.18	10	0.39	48	1.89

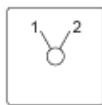
Link Positions (Factory Mounted)



I1
Input 1

I2
Input 2

Marking



Angular Position of Switch



Switching Program




Convention Used for Switching Program Representation

- Contact closed

Contact closed in 2 positions and maintained between the 2 positions

Sealed assembly for auto-maintain control

Overlapping contacts

 Spring return position: for a switching angle of 90° , spring return is over 30° after the last position (for a maximum of 3 simultaneous contacts).

Example:

