



Main

| | |
|--|-------------------------------|
| Range of product | Harmony K |
| Product or component type | Cam switch body |
| Component name | K2 |
| [I _{th}] conventional free air thermal current | 20 A |
| Sub-assembly composition | Contact blocks + fixing plate |
| Cam switch function | Switch |
| Off position | With Off position |
| Poles description | 4P |
| Switching positions | Right: 0° - 90° |
| Mounting location | Front |
| Fixing mode | Ø 22 mm hole |
| Bezel material | Plastic |

Complementary

| | |
|---|--|
| Switching angle | 90 ° |
| [U _i] rated insulation voltage | 690 V (pollution degree 3) conforming to IEC 60947-1 |
| [I _{the}] conventional enclosed thermal current | 16 A |
| Rated operational power in W | 1300 W AC-3, 230 V 1 phase conforming to IEC 947-3 14000 W AC-21, 400 V 3 phases conforming to IEC 947-3 17000 W AC-21, 500 - 660 V 3 phases conforming to IEC 947-3 2200 W AC-3, 230 V 3 phases conforming to IEC 947-3 2200 W AC-3, 400 V 1 phase conforming to IEC 947-3 4000 W AC-23A, 230 V 3 phases conforming to IEC 947-3 4000 W AC-3, 400 V 3 phases conforming to IEC 947-3 4000 W AC-3, 500 V 3 phases conforming to IEC 947-3 4000 W AC-3, 690 V 3 phases conforming to IEC 947-3 5500 W AC-23A, 400 V 3 phases conforming to IEC 947-3 5500 W AC-23A, 500 V 3 phases conforming to IEC 947-3 5500 W AC-23A, 690 V 3 phases conforming to IEC 947-3 8000 W AC-21, 230 V 3 phases conforming to IEC 947-3 |
| [I _e] rated operational current AC | 8 A at 400 V AC-3 3 phases conforming to IEC 947-3 10.8 A at 400 V AC-23A 3 phases conforming to IEC 947-3 14.6 A at 230 V AC-23A 3 phases conforming to IEC 947-3 4.7 A at 690 V AC-3 3 phases conforming to IEC 947-3 6.4 A at 690 V AC-23A 3 phases conforming to IEC 947-3 6.5 A at 500 V AC-3 3 phases conforming to IEC 947-3 8.3 A at 230 V AC-3 3 phases conforming to IEC 947-3 8.9 A at 500 V AC-23A 3 phases conforming to IEC 947-3 2 A at 500 V AC-15 conforming to IEC 947-5-1 3 A at 400 V AC-15 conforming to IEC 947-5-1 4 A at 230 V AC-15 conforming to IEC 947-5-1 |
| Electrical durability | 200000 Cycles AC-23 200000 Cycles AC-3 600000 Cycles AC-15 600000 cycles AC-21 |
| Maximum operating rate | 2.5 Cyc/Mn AC-21 2.5 Cyc/Mn AC-23 2.5 Cyc/Mn AC-3 8.333 cyc/mn AC-15 |
| Short-circuit current | 10000 A |
| Short-circuit protection | 20 A cartridge fuse, type gG |

| | |
|--|---|
| [Uimp] rated impulse withstand voltage | 4 kV in isolating function 6 kV conforming to IEC 947-1 |
| Contact operation | Slow-break |
| Positive opening | With |
| Electrical connection | Captive screw clamp terminals flexible, clamping capacity: 2 x 1.5 mm ² Captive screw clamp terminals solid, clamping capacity: 1 x 2.5 mm ² |
| Mechanical durability | 1000000 cycles |
| Net weight | 0.11 kg |






Environment

| | |
|---------------------------------------|---|
| Standards | IEC 60947-3 for power circuit IEC 60947-5-1 for control circuit CENELEC EN 50013 |
| Product certifications | CSA 240 V 3 hp 3 phases 2 -pole(s) UL 240 V 0.33 hp 1 phase 2 -pole(s) CSA 240 V 1 hp 1 phase UL 240 V 1 hp 3 phases |
| Protective treatment | TC |
| Ambient air temperature for operation | -25...55 °C |
| Ambient air temperature for storage | -40...70 °C |
| Shock resistance | 30 gn conforming to IEC 68-2-27 |
| Vibration resistance | 5 gn conforming to IEC 68-2-6 (f = 10...150 Hz) |
| Overvoltage category | Class II conforming to IEC 536 Class II conforming to NF C 20-030 |

Packing Units

| | |
|------------------------------|----------|
| Unit Type of Package 1 | PCE |
| Number of Units in Package 1 | 1 |
| Package 1 Height | 6.5 cm |
| Package 1 Width | 6.5 cm |
| Package 1 Length | 8.0 cm |
| Package 1 Weight | 125.0 g |
| Unit Type of Package 2 | S01 |
| Number of Units in Package 2 | 16 |
| Package 2 Height | 15.0 cm |
| Package 2 Width | 15.0 cm |
| Package 2 Length | 40.0 cm |
| Package 2 Weight | 2.245 kg |

Offer Sustainability

| | |
|----------------------------|--|
| Sustainable offer status | Green Premium product |
| REACH Regulation |  REACH Declaration |
| REACH free of SVHC | Yes |
| EU RoHS Directive | Pro-active compliance (Product out of EU RoHS legal scope)  EU RoHS Declaration |
| Toxic heavy metal free | Yes |
| Mercury free | Yes |
| China RoHS Regulation |  China RoHS Declaration |
| RoHS exemption information |  Yes |
| Environmental Disclosure |  Product Environmental Profile |
| Circularity Profile | No need of specific recycling operations |
| WEEE | The product must be disposed on European Union markets following specific waste collection and never end up in rubbish bins |

Contractual warranty

| | |
|----------|-----------|
| Warranty | 18 months |
|----------|-----------|