



Main

Range	ComPacT new generation
Range of product	ComPacT NSX400...630 new generation
Product or component type	Trip unit
Trip unit name	MicroLogic 7.3 E AL
Trip unit technology	Electronic
Range compatibility	ComPacT new generation NSX630
Device application	Distribution
Poles description	4P
Protected poles description	3D + N/2 4D 3D
Neutral position	Left
Trip unit protection functions	LSI
Protection type	L : for overload protection (long time) S : for short time short-circuit protection I : for instantaneous short-circuit protection
Trip unit rating	570 A at 40 °C
[Ue] rated operational voltage	440 V AC 50/60 Hz
Network type	AC
Network frequency	50/60 Hz
Circuit breaker mounting mode	Fixed

Complementary

Long-time pick-up adjustment type Ir (thermal protection)	Adjustable 9 settings
[Ir] long-time protection pick-up adjustment range	250...570 A
Long-time protection delay adjustment type tr	Adjustable
[tr] long-time protection delay adjustment range	15...400 S at 1.5 x Ir 0.35...11 S at 7.2 x Ir 0.5...16 s at 6 x Ir
Neutral protection settings	0.5 x Ir (3D + N/2) 1 x Ir (4D) No protection (3D)
Thermal memory	20 minutes before and after tripping
Short-time protection pick-up adjustment type Isd	Adjustable
[Isd] Short-time protection pick-up adjustment range	1.5...10 x Ir
Short-time protection delay adjustment type tsd	Adjustable
[tsd] Short-time protection delay adjustment range	0...0.4 S I ² t=off 0.1...0.4 s I ² t=on
Instantaneous protection pick-up adjustment type Ii	Adjustable
[Ii] instantaneous protection pick-up adjustment range	1.5...11 x In
Earth-leakage protection	Integrated
Earth-leakage protection class	Class A

Earth-leakage protection sensitivity adjustment type IΔn	Adjustable
[IΔn] earth-leakage protection sensitivity adjustment range	0.3 A 0.5 A 1 A 3 A 5 A 10 A
Earth-leakage protection specific mode	OFF using the IΔn rotary switch
Earth-leakage protection time delay adjustment type Δt	Adjustable
[Δt] Earth-leakage protection time delay adjustment range	0 Ms 60 Ms 150 Ms 500 Ms 1 s
Zone selective interlocking ZSI	Without
Local signalling	Flashing LED (green) for ready to operate LED 105 % I _r (red) for overload LED 90 % I _r (orange) for overload
Display type	LCD display
Type of measurement	Energy meter
Communication of data	Maximeters/Minimeters Protection and alarm settings Earth leakage current Maintenance indicators Instantaneous and demand values Energy metering Time-stamped histories and event tables Test reports Demand current and power Power quality

Environment




Standards	EN/IEC 60947-2
Electrical shock protection class	Class II
Pollution degree	3 conforming to IEC 60947-1
IP degree of protection	IP40 conforming to IEC 60529
Ambient air temperature for operation	-25...70 °C
Ambient air temperature for storage	-40...85 °C

Packing Units

Unit Type of Package 1	PCE
Number of Units in Package 1	1
Package 1 Height	17.000 cm
Package 1 Width	21.000 cm
Package 1 Length	25.000 cm
Package 1 Weight	2.390 kg
Unit Type of Package 2	S03
Number of Units in Package 2	2
Package 2 Height	30.000 cm
Package 2 Width	30.000 cm
Package 2 Length	40.000 cm
Package 2 Weight	5.148 kg

Offer Sustainability

Sustainable offer status	Green Premium product
REACH Regulation	 REACH Declaration
EU RoHS Directive	Compliant with Exemptions
Mercury free	Yes
China RoHS Regulation	 China RoHS Declaration

RoHS exemption information	 Yes
Environmental Disclosure	 Product Environmental Profile
Circularity Profile	 End Of Life Information
Halogen content performance	Halogen free plastic parts product