

C11N34V025B

Circuit breaker ComPacT NSXm N (50kA at 415VAC), 3 Poles 3d, 25A rating Micrologic 4.1 trip unit, lugs and busbar connectors



Main

Range	ComPacT new generation
Product name	ComPacT NSXm new generation
Range of product	ComPacT NSXm new generation
Device short name	NSXm 63N
Product or component type	Earth leakage circuit breaker
Device application	Distribution
Poles description	3P
Protected poles description	3D
[In] rated current	25 A at 40 °C
[Ue] rated operational voltage	440 V AC 50/60 Hz
Network type	AC
Network frequency	50/60 Hz
Suitability for isolation	Yes conforming to IEC 60947-2
Utilisation category	Category A
[Icu] rated ultimate short-circuit breaking capacity	90 KA Icu at 220...240 V AC 50/60 Hz conforming to IEC 60947-2 50 KA Icu at 380...415 V AC 50/60 Hz conforming to IEC 60947-2 50 KA Icu at 440 V AC 50/60 Hz conforming to IEC 60947-2 25 KA Icu at 500 V AC 50/60 Hz conforming to IEC 60947-2 15 KA Icu at 525 V AC 50/60 Hz conforming to IEC 60947-2 10 kA Icu at 660...690 V AC 50/60 Hz conforming to IEC 60947-2
Performance level	N 50 kA 415 V AC
Trip unit name	MicroLogic 4.1
Trip unit technology	Electronic
Trip unit protection functions	LSolR
Control type	Toggle
Circuit breaker mounting mode	Fixed

Complementary

[Ui] rated insulation voltage	500 V AC 50/60 Hz
[Uimp] rated impulse withstand voltage	8 kV
[Ics] rated service short-circuit breaking capacity	90 KA at 220...240 V AC 50/60 Hz conforming to IEC 60947-2 50 KA at 380...415 V AC 50/60 Hz conforming to IEC 60947-2 50 KA at 440 V AC 50/60 Hz conforming to IEC 60947-2 25 KA at 500 V AC 50/60 Hz conforming to IEC 60947-2 15 KA at 525 V AC 50/60 Hz conforming to IEC 60947-2 2.5 kA at 660...690 V AC 50/60 Hz conforming to IEC 60947-2
Mechanical durability	20000 cycles
Electrical durability	20000 Cycles at 440 V In/2 10000 Cycles at 440 V In 10000 Cycles at 690 V In/2 5000 cycles at 690 V In

Power dissipation per pole	1.01 W
Mounting support	Backplate
Mounting position	Horizontal and vertical Flat on the back
Upside connection	Front
Downside connection	Front
Connection terminals	Compression lug/busbar
Connection pitch	35 Mm with spreaders 27 mm without spreaders
9 mm pitches	9 module
Trip unit rating	25 A at 40 °C
Long-time pick-up adjustment type Ir (thermal protection)	Adjustable 9 settings
[Ir] long-time protection pick-up adjustment range	10...25 A
Long-time protection delay adjustment type tr	Fixed
[tr] long-time protection delay adjustment range	200 S at 1.5 x Ir 8 S at 6 x Ir 5 s at 7.2 x Ir
Thermal memory	20 minutes before and after tripping
Short-time protection pick-up adjustment type Isd	Adjustable 9 settings
[Isd] Short-time protection pick-up adjustment range	1.5...10 x Ir
Short-time protection delay adjustment type tsd	Fixed
Instantaneous protection pick-up adjustment type Ii	Fixed
[Ii] instantaneous protection pick-up adjustment range	375 A
Earth-leakage protection	Integrated
Earth-leakage protection class	Class A Class AC
Earth-leakage protection sensitivity adjustment type IΔn	Adjustable
[IΔn] earth-leakage protection sensitivity adjustment range	30 MA 100 MA 300 MA 500 MA 1 A 3 A 5 A
Earth-leakage sensitivity	30 MA for class A 100 MA for class A 300 MA for class A 500 MA for class A 1 A for class A 30 MA for class AC 100 MA for class AC 300 MA for class AC 500 MA for class AC 1 A for class AC 3 A for class AC 5 A for class AC
Earth-leakage protection time delay adjustment type Δt	Adjustable
[Δt] Earth-leakage protection time delay adjustment range	0 Ms 60 Ms 150 Ms 500 Ms 1000 ms
Number of slots for electrical auxiliaries	1 slot(s) for auxiliary switch OF[RETURN]1 slot(s) for alarm switch SD[RETURN]1 slot(s) for voltage release MN or MX
Local signalling	Flag (green) for presence of auxiliary contacts
Width (W)	108 mm
Height (H)	144 mm
Depth (D)	80 mm
Net weight	1.63 kg
Colour	Grey (RAL 7016)





Environment

Standards	EN/IEC 60947
Pollution degree	3 conforming to IEC 60664-1
IP degree of protection	IP40 conforming to IEC 60529
IK degree of protection	IK07 conforming to IEC 62262
Ambient air temperature for operation	-25...70 °C
Ambient air temperature for storage	-40...85 °C
Relative humidity	0...95 %
Operating altitude	2000 m without derating 5000 m with derating

Packing Units

Unit Type of Package 1	PCE
Number of Units in Package 1	1
Package 1 Height	10.0 cm
Package 1 Width	11.0 cm
Package 1 Length	14.0 cm
Package 1 Weight	1.2 kg
Unit Type of Package 2	S03
Number of Units in Package 2	4
Package 2 Height	30.0 cm
Package 2 Width	30.0 cm
Package 2 Length	40.0 cm
Package 2 Weight	5.241 kg

Offer Sustainability

Sustainable offer status	Green Premium product
REACH Regulation	 REACH Declaration
EU RoHS Directive	Compliant with Exemptions
Mercury free	Yes
China RoHS Regulation	 China RoHS Declaration
RoHS exemption information	 Yes
Environmental Disclosure	 Product Environmental Profile
Circularity Profile	 End Of Life Information
Halogen content performance	Halogen free plastic parts product